


Bartels Rotation 2268-2281 – Daily Averages  
Leakage Current – M1A – Ground Side  
(09-Sep-1999 thru 20-Sep-2000) (252/1999 thru 264/2000)



Oct


Jan

Apr

Jul

time (09-Sep-1999 to 21-Sep-2000)

Bartels Rotation 2268-2281 – Daily Averages  
Leakage Current – M1A – High Voltage Side  
(09-Sep-1999 thru 20-Sep-2000) (252/1999 thru 264/2000)



Oct


Jan

Apr

Jul

time (09-Sep-1999 to 21-Sep-2000)

Bartels Rotation 2268-2281 – Daily Averages  
Leakage Current – M2A – Ground Side  
(09-Sep-1999 thru 20-Sep-2000) (252/1999 thru 264/2000)



Oct


Jan

Apr

Jul

time (09-Sep-1999 to 21-Sep-2000)

Bartels Rotation 2268-2281 - Daily Averages  
Leakage Current - M2A - High Voltage Side  
(09-Sep-1999 thru 20-Sep-2000) (252/1999 thru 264/2000)



Oct


Jan

Apr

Jul

time (09-Sep-1999 to 21-Sep-2000)

Bartels Rotation 2268-2281 – Daily Averages  
Leakage Current – M1B – Ground Side  
(09-Sep-1999 thru 20-Sep-2000) (252/1999 thru 264/2000)



Oct


Jan

Apr

Jul

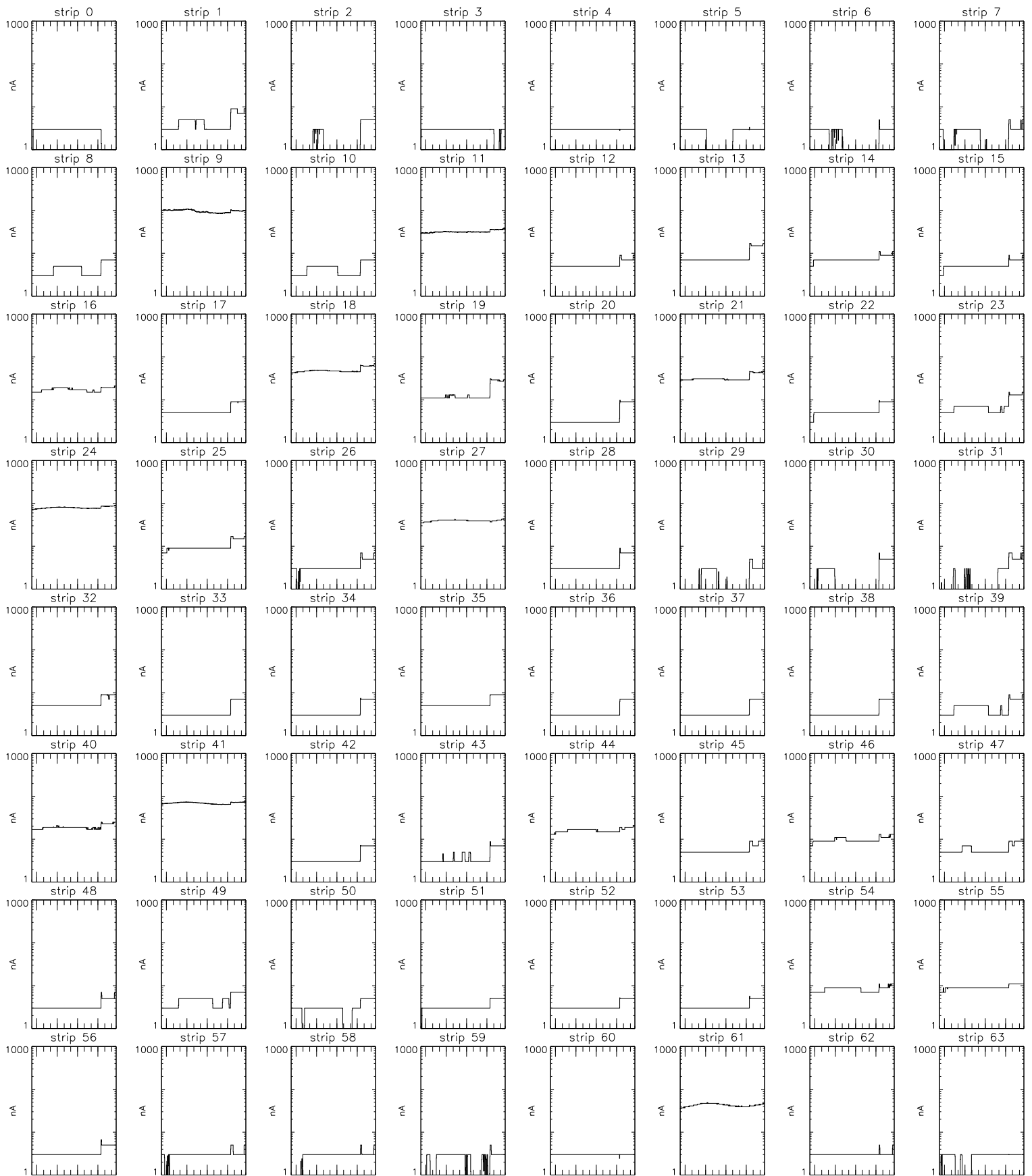
time (09-Sep-1999 to 21-Sep-2000)

Bartels Rotation 2268-2281 – Daily Averages  
Leakage Current – M1B – High Voltage Side  
(09-Sep-1999 thru 20-Sep-2000) (252/1999 thru 264/2000)



Oct Jan Apr Jul  
time (09-Sep-1999 to 21-Sep-2000)

Bartels Rotation 2268-2281 – Daily Averages  
 Leakage Current – M2B – Ground Side  
 (09-Sep-1999 thru 20-Sep-2000) (252/1999 thru 264/2000)



Oct


Jan

Apr

Jul

time (09-Sep-1999 to 21-Sep-2000)

Bartels Rotation 2268-2281 - Daily Averages  
Leakage Current - M2B - High Voltage Side  
(09-Sep-1999 thru 20-Sep-2000) (252/1999 thru 264/2000)



Oct

Jan

Apr

Jul

time (09-Sep-1999 to 21-Sep-2000)