



Bartels Rotation 2281 – Daily Averages
Leakage Current – M1A – Ground Side
(25-Aug-2000 thru 20-Sep-2000) (238/2000 thru 264/2000)




26 Sep 1 6 11 16 21
time (25-Aug-2000 to 21-Sep-2000)


Bartels Rotation 2281 – Daily Averages
Leakage Current – M1A – High Voltage Side
(25-Aug-2000 thru 20-Sep-2000) (238/2000 thru 264/2000)




Bartels Rotation 2281 – Daily Averages
Leakage Current – M2A – Ground Side
(25-Aug-2000 thru 20-Sep-2000) (238/2000 thru 264/2000)



Bartels Rotation 2281 – Daily Averages
Leakage Current – M2A – High Voltage Side
(25-Aug-2000 thru 20-Sep-2000) (238/2000 thru 264/2000)




Bartels Rotation 2281 – Daily Averages
 Leakage Current – M1B – Ground Side
 (25-Aug-2000 thru 20-Sep-2000) (238/2000 thru 264/2000)



26 Sep 1 6 11 16 21
 time (25-Aug-2000 to 21-Sep-2000)

Bartels Rotation 2281 – Daily Averages
Leakage Current – M1B – High Voltage Side
(25-Aug-2000 thru 20-Sep-2000) (238/2000 thru 264/2000)



26

Sep 1

6

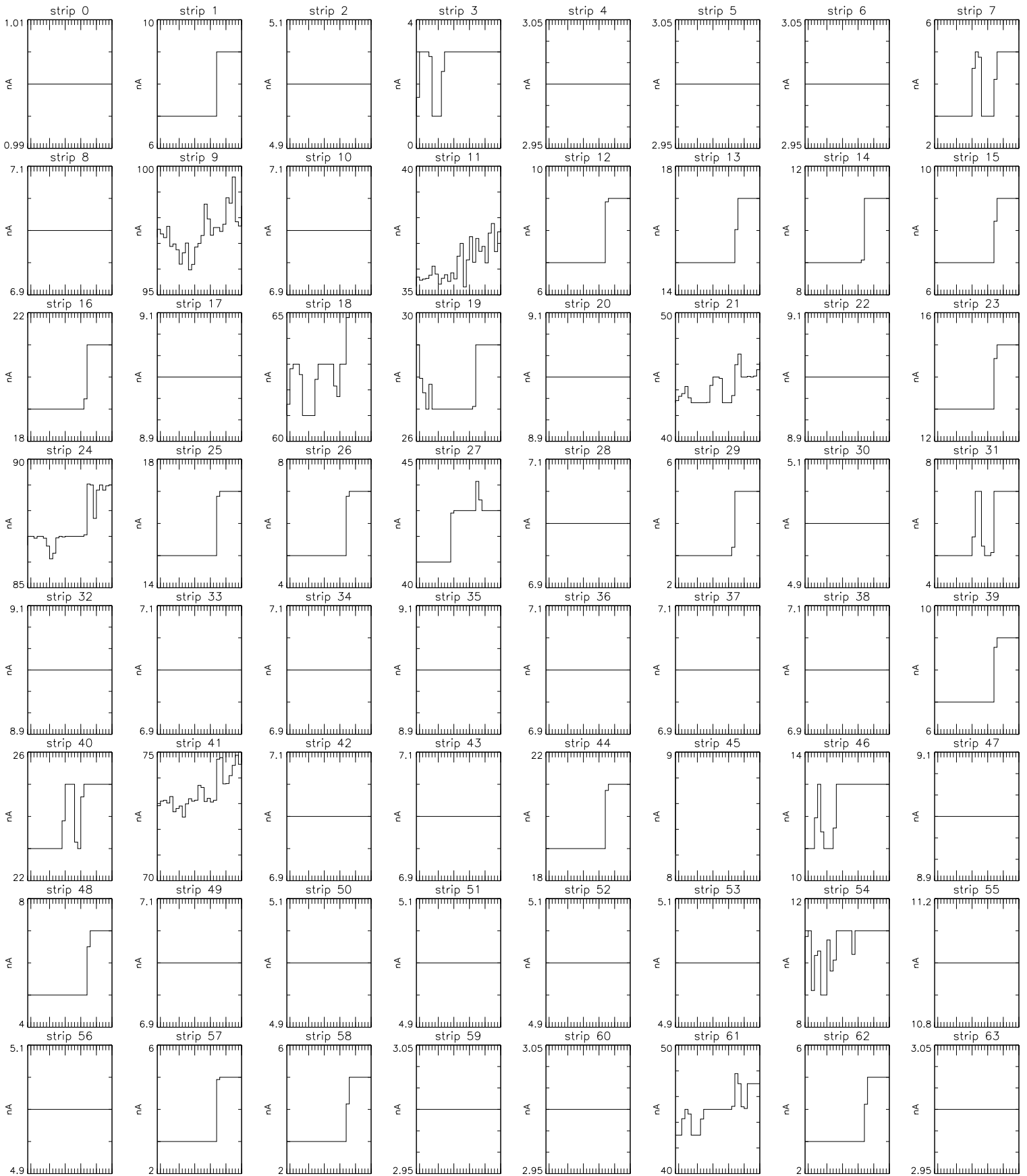
11

16

21

time (25-Aug-2000 to 21-Sep-2000)

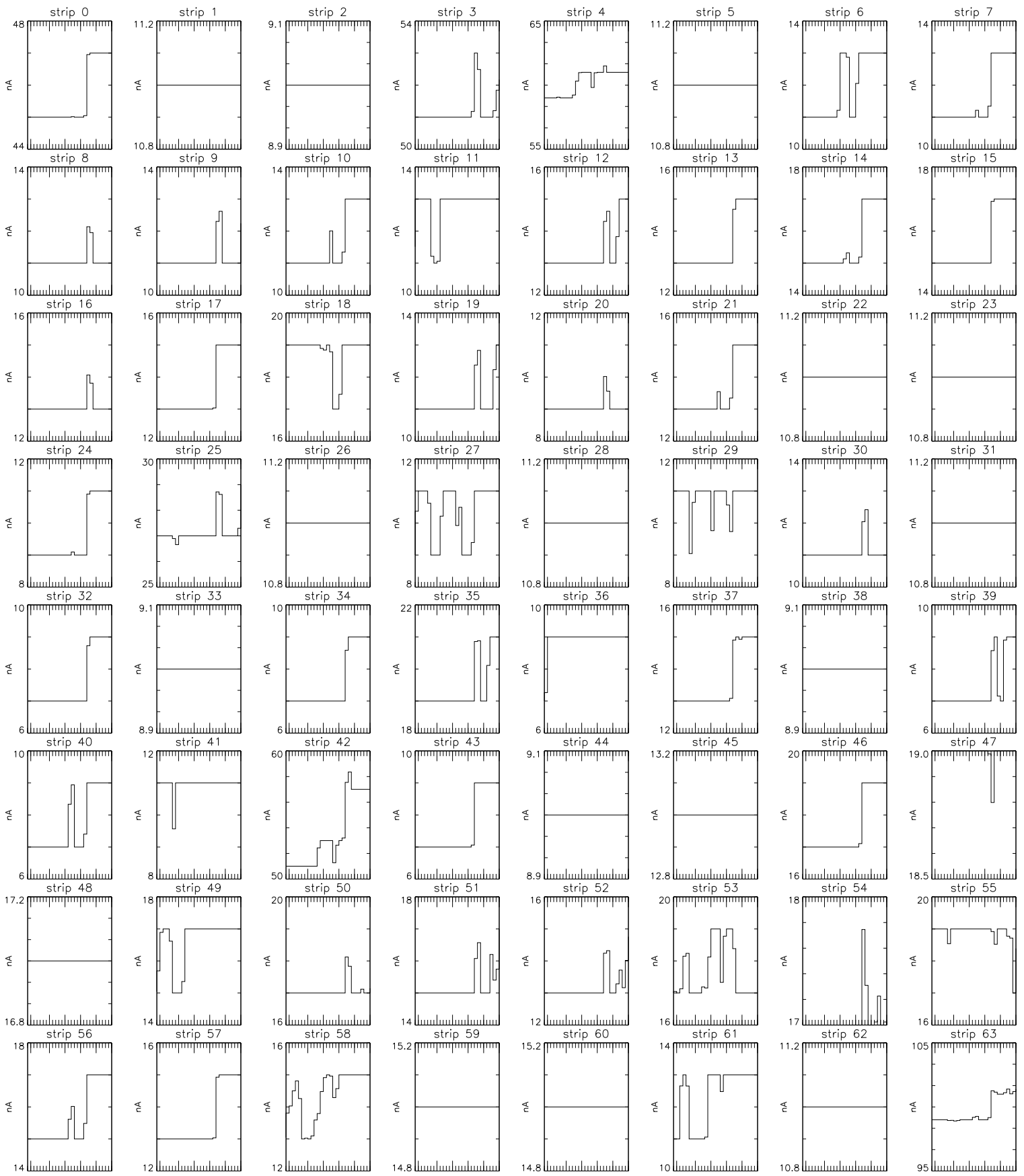
Bartels Rotation 2281 – Daily Averages
 Leakage Current – M2B – Ground Side
 (25-Aug-2000 thru 20-Sep-2000) (238/2000 thru 264/2000)



26 Sep 1 6 11 16 21

time (25-Aug-2000 to 21-Sep-2000)

Bartels Rotation 2281 – Daily Averages
 Leakage Current – M2B – High Voltage Side
 (25-Aug-2000 thru 20-Sep-2000) (238/2000 thru 264/2000)



26 Sep 1 6 11 16 21
 time (25-Aug-2000 to 21-Sep-2000)