



Bartels Rotation 2269-2282 – Daily Averages  
Leakage Current – M1A – Ground Side  
(06-Oct-1999 thru 17-Oct-2000) (279/1999 thru 291/2000)




Jan Apr Jul Oct  
time (06-Oct-1999 to 18-Oct-2000)

Bartels Rotation 2269-2282 - Daily Averages  
Leakage Current - M1A - High Voltage Side  
(06-Oct-1999 thru 17-Oct-2000) (279/1999 thru 291/2000)




Jan Apr Jul Oct  
time (06-Oct-1999 to 18-Oct-2000)

Bartels Rotation 2269-2282 - Daily Averages  
Leakage Current - M2A - Ground Side  
(06-Oct-1999 thru 17-Oct-2000) (279/1999 thru 291/2000)




Jan Apr Jul Oct  
time (06-Oct-1999 to 18-Oct-2000)

Bartels Rotation 2269-2282 - Daily Averages  
Leakage Current - M2A - High Voltage Side  
(06-Oct-1999 thru 17-Oct-2000) (279/1999 thru 291/2000)




Jan Apr Jul Oct  
time (06-Oct-1999 to 18-Oct-2000)

Bartels Rotation 2269-2282 – Daily Averages  
Leakage Current – M1B – Ground Side  
(06-Oct-1999 thru 17-Oct-2000) (279/1999 thru 291/2000)



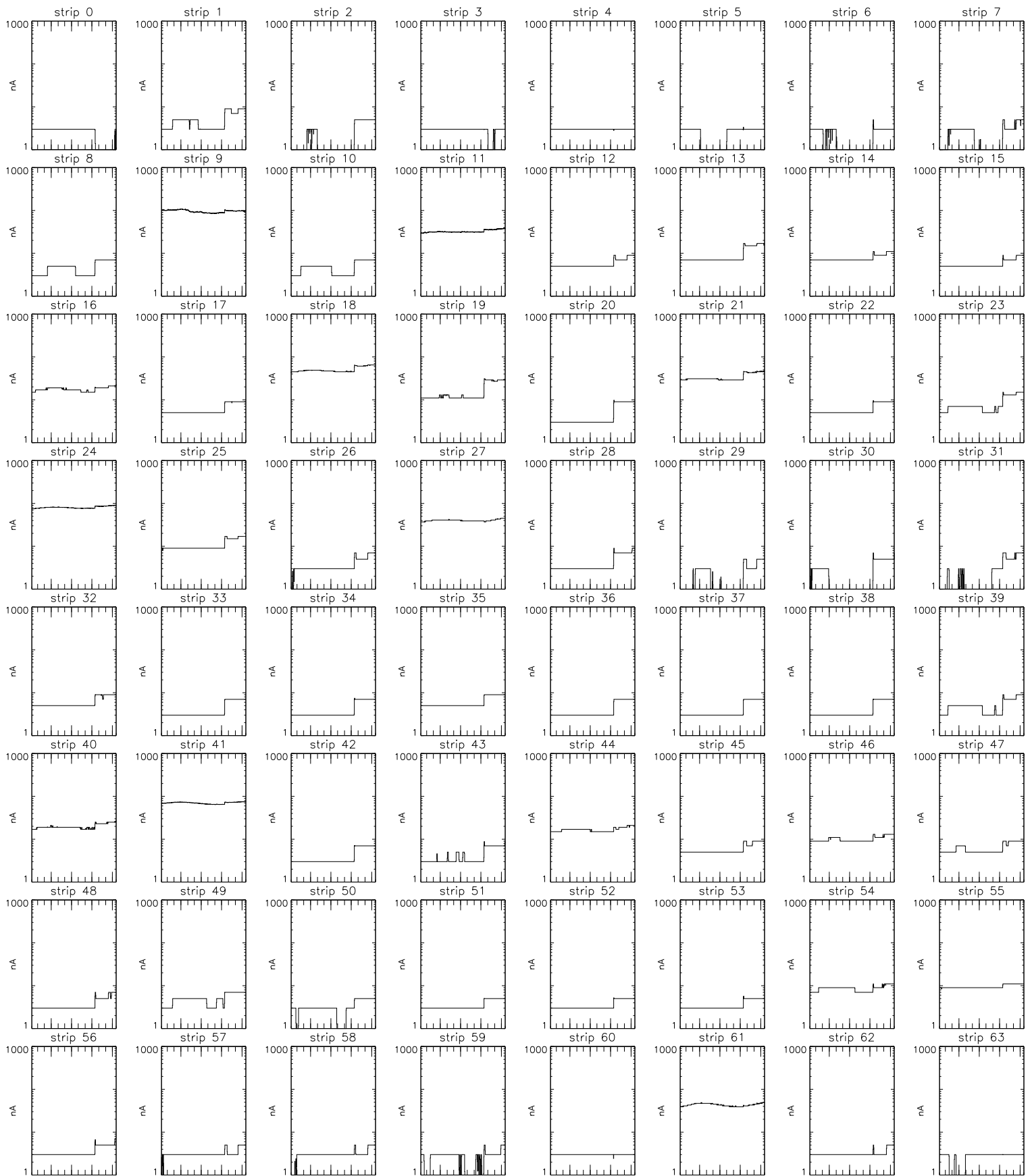
Jan Apr Jul Oct  
time (06-Oct-1999 to 18-Oct-2000)

Bartels Rotation 2269-2282 - Daily Averages  
Leakage Current - M1B - High Voltage Side  
(06-Oct-1999 thru 17-Oct-2000) (279/1999 thru 291/2000)




Jan Apr Jul Oct  
time (06-Oct-1999 to 18-Oct-2000)

Bartels Rotation 2269-2282 – Daily Averages  
Leakage Current – M2B – Ground Side  
(06-Oct-1999 thru 17-Oct-2000) (279/1999 thru 291/2000)



Jan Apr Jul Oct  
time (06-Oct-1999 to 18-Oct-2000)

Bartels Rotation 2269-2282 - Daily Averages  
Leakage Current - M2B - High Voltage Side  
(06-Oct-1999 thru 17-Oct-2000) (279/1999 thru 291/2000)



Jan Apr Jul Oct  
time (06-Oct-1999 to 18-Oct-2000)