



Bartels Rotation 2270-2283 – Daily Averages
Leakage Current – M1A – Ground Side
(02-Nov-1999 thru 13-Nov-2000) (306/1999 thru 318/2000)




Bartels Rotation 2270-2283 - Daily Averages
Leakage Current - M1A - High Voltage Side
(02-Nov-1999 thru 13-Nov-2000) (306/1999 thru 318/2000)




Jan Apr Jul Oct
time (02-Nov-1999 to 14-Nov-2000)

Bartels Rotation 2270-2283 – Daily Averages
Leakage Current – M2A – Ground Side
(02-Nov-1999 thru 13-Nov-2000) (306/1999 thru 318/2000)




Jan Apr Jul Oct
time (02-Nov-1999 to 14-Nov-2000)

Bartels Rotation 2270-2283 - Daily Averages
Leakage Current - M2A - High Voltage Side
(02-Nov-1999 thru 13-Nov-2000) (306/1999 thru 318/2000)




Jan Apr Jul Oct
time (02-Nov-1999 to 14-Nov-2000)

Bartels Rotation 2270-2283 – Daily Averages
Leakage Current – M1B – Ground Side
(02-Nov-1999 thru 13-Nov-2000) (306/1999 thru 318/2000)




Jan Apr Jul Oct
time (02-Nov-1999 to 14-Nov-2000)

Bartels Rotation 2270-2283 - Daily Averages
Leakage Current - M1B - High Voltage Side
(02-Nov-1999 thru 13-Nov-2000) (306/1999 thru 318/2000)




Jan Apr Jul Oct
time (02-Nov-1999 to 14-Nov-2000)

Bartels Rotation 2270–2283 – Daily Averages
Leakage Current – M2B – Ground Side
(02–Nov–1999 thru 13–Nov–2000) (306/1999 thru 318/2000)



Bartels Rotation 2270-2283 - Daily Averages
Leakage Current - M2B - High Voltage Side
(02-Nov-1999 thru 13-Nov-2000) (306/1999 thru 318/2000)



Jan Apr Jul Oct
time (02-Nov-1999 to 14-Nov-2000)