
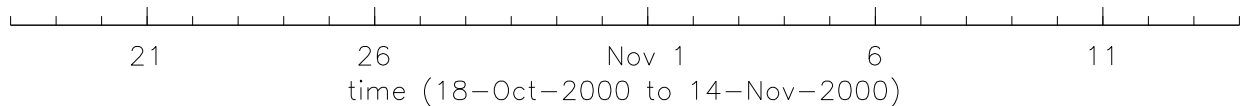



Bartels Rotation 2283 – Daily Averages
Leakage Current – M1A – Ground Side
(18-Oct-2000 thru 13-Nov-2000) (292/2000 thru 318/2000)




21 26 Nov 1 6 11
time (18-Oct-2000 to 14-Nov-2000)

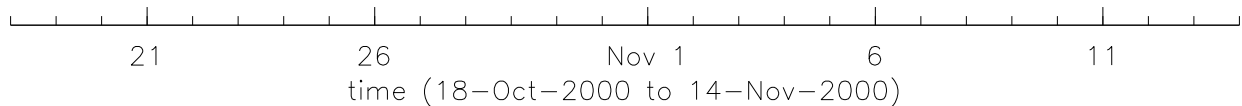

Bartels Rotation 2283 – Daily Averages
Leakage Current – M1A – High Voltage Side
(18-Oct-2000 thru 13-Nov-2000) (292/2000 thru 318/2000)




Bartels Rotation 2283 – Daily Averages
Leakage Current – M2A – Ground Side
(18-Oct-2000 thru 13-Nov-2000) (292/2000 thru 318/2000)



Bartels Rotation 2283 – Daily Averages
Leakage Current – M2A – High Voltage Side
(18-Oct-2000 thru 13-Nov-2000) (292/2000 thru 318/2000)




Bartels Rotation 2283 – Daily Averages
Leakage Current – M1B – Ground Side
(18-Oct-2000 thru 13-Nov-2000) (292/2000 thru 318/2000)




21 26 Nov 1 6 11
time (18-Oct-2000 to 14-Nov-2000)

Bartels Rotation 2283 – Daily Averages
Leakage Current – M1B – High Voltage Side
(18-Oct-2000 thru 13-Nov-2000) (292/2000 thru 318/2000)



21 26 Nov 1 6 11
time (18-Oct-2000 to 14-Nov-2000)


Bartels Rotation 2283 – Daily Averages
Leakage Current – M2B – Ground Side
(18-Oct-2000 thru 13-Nov-2000) (292/2000 thru 318/2000)



21 26 Nov 1 6 11

time (18-Oct-2000 to 14-Nov-2000)

Bartels Rotation 2283 – Daily Averages
Leakage Current – M2B – High Voltage Side
(18-Oct-2000 thru 13-Nov-2000) (292/2000 thru 318/2000)



21 26 Nov 1 6 11
time (18-Oct-2000 to 14-Nov-2000)