



Bartels Rotation 2271-2284 – Daily Averages  
Leakage Current – M1A – Ground Side  
(29-Nov-1999 thru 10-Dec-2000) (333/1999 thru 345/2000)




Bartels Rotation 2271-2284 - Daily Averages  
Leakage Current - M1A - High Voltage Side  
(29-Nov-1999 thru 10-Dec-2000) (333/1999 thru 345/2000)




Jan Apr Jul Oct  
time (29-Nov-1999 to 11-Dec-2000)

Bartels Rotation 2271-2284 - Daily Averages  
Leakage Current - M2A - Ground Side  
(29-Nov-1999 thru 10-Dec-2000) (333/1999 thru 345/2000)




Bartels Rotation 2271-2284 - Daily Averages  
Leakage Current - M2A - High Voltage Side  
(29-Nov-1999 thru 10-Dec-2000) (333/1999 thru 345/2000)




Jan Apr Jul Oct  
time (29-Nov-1999 to 11-Dec-2000)

Bartels Rotation 2271-2284 - Daily Averages  
Leakage Current - M1B - Ground Side  
(29-Nov-1999 thru 10-Dec-2000) (333/1999 thru 345/2000)




Jan Apr Jul Oct  
time (29-Nov-1999 to 11-Dec-2000)

Bartels Rotation 2271-2284 - Daily Averages  
Leakage Current - M1B - High Voltage Side  
(29-Nov-1999 thru 10-Dec-2000) (333/1999 thru 345/2000)




Jan Apr Jul Oct  
time (29-Nov-1999 to 11-Dec-2000)

Bartels Rotation 2271-2284 – Daily Averages  
Leakage Current – M2B – Ground Side  
(29-Nov-1999 thru 10-Dec-2000) (333/1999 thru 345/2000)



Bartels Rotation 2271-2284 - Daily Averages  
Leakage Current - M2B - High Voltage Side  
(29-Nov-1999 thru 10-Dec-2000) (333/1999 thru 345/2000)



Jan Apr Jul Oct  
time (29-Nov-1999 to 11-Dec-2000)