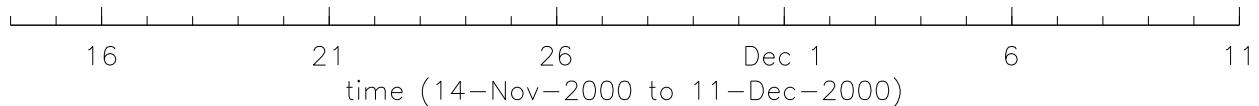




Bartels Rotation 2284 – Daily Averages
Leakage Current – M1A – Ground Side
(14–Nov–2000 thru 10–Dec–2000) (319/2000 thru 345/2000)




Bartels Rotation 2284 – Daily Averages
Leakage Current – M1A – High Voltage Side
(14–Nov–2000 thru 10–Dec–2000) (319/2000 thru 345/2000)




16 21 26 Dec 1 6 11
time (14–Nov–2000 to 11–Dec–2000)

Bartels Rotation 2284 – Daily Averages
Leakage Current – M2A – Ground Side
(14–Nov–2000 thru 10–Dec–2000) (319/2000 thru 345/2000)




16 21 26 Dec 1 6 11
time (14–Nov–2000 to 11–Dec–2000)

Bartels Rotation 2284 – Daily Averages
Leakage Current – M2A – High Voltage Side
(14–Nov–2000 thru 10–Dec–2000) (319/2000 thru 345/2000)




16 21 26 Dec 1 6 11
time (14–Nov–2000 to 11–Dec–2000)

Bartels Rotation 2284 – Daily Averages
Leakage Current – M1B – Ground Side
(14–Nov–2000 thru 10–Dec–2000) (319/2000 thru 345/2000)




16 21 26 Dec 1 6 11
time (14–Nov–2000 to 11–Dec–2000)

Bartels Rotation 2284 – Daily Averages
Leakage Current – M1B – High Voltage Side
(14–Nov–2000 thru 10–Dec–2000) (319/2000 thru 345/2000)




16 21 26 Dec 1 6 11
time (14–Nov–2000 to 11–Dec–2000)

Bartels Rotation 2284 – Daily Averages
Leakage Current – M2B – Ground Side
(14–Nov–2000 thru 10–Dec–2000) (319/2000 thru 345/2000)



16 21 26 Dec 1 6 11
time (14–Nov–2000 to 11–Dec–2000)

Bartels Rotation 2284 – Daily Averages
Leakage Current – M2B – High Voltage Side
(14–Nov–2000 thru 10–Dec–2000) (319/2000 thru 345/2000)



16 21 26 Dec 1 6 11
time (14–Nov–2000 to 11–Dec–2000)