



Bartels Rotation 2272-2285 - Daily Averages
Leakage Current - M1A - Ground Side
(26-Dec-1999 thru 06-Jan-2001) (360/1999 thru 006/2001)




Bartels Rotation 2272-2285 - Daily Averages
Leakage Current - M1A - High Voltage Side
(26-Dec-1999 thru 06-Jan-2001) (360/1999 thru 006/2001)




Jan Apr Jul Oct Jan
time (26-Dec-1999 to 07-Jan-2001)

Bartels Rotation 2272-2285 - Daily Averages
Leakage Current - M2A - Ground Side
(26-Dec-1999 thru 06-Jan-2001) (360/1999 thru 006/2001)




Jan Apr Jul Oct Jan
time (26-Dec-1999 to 07-Jan-2001)

Bartels Rotation 2272-2285 - Daily Averages
Leakage Current - M2A - High Voltage Side
(26-Dec-1999 thru 06-Jan-2001) (360/1999 thru 006/2001)




Jan Apr Jul Oct Jan
time (26-Dec-1999 to 07-Jan-2001)

Bartels Rotation 2272-2285 - Daily Averages
Leakage Current - M1B - Ground Side
(26-Dec-1999 thru 06-Jan-2001) (360/1999 thru 006/2001)




Jan Apr Jul Oct Jan
time (26-Dec-1999 to 07-Jan-2001)

Bartels Rotation 2272-2285 - Daily Averages
Leakage Current - M1B - High Voltage Side
(26-Dec-1999 thru 06-Jan-2001) (360/1999 thru 006/2001)




Bartels Rotation 2272–2285 – Daily Averages
 Leakage Current – M2B – Ground Side
 (26-Dec-1999 thru 06-Jan-2001) (360/1999 thru 006/2001)



Jan Apr Jul Oct Jan
 time (26-Dec-1999 to 07-Jan-2001)

Bartels Rotation 2272-2285 - Daily Averages
Leakage Current - M2B - High Voltage Side
(26-Dec-1999 thru 06-Jan-2001) (360/1999 thru 006/2001)



Jan Apr Jul Oct Jan
time (26-Dec-1999 to 07-Jan-2001)