



Bartels Rotation 2275-2288 - Daily Averages  
Leakage Current - M1A - Ground Side  
(16-Mar-2000 thru 28-Mar-2001) (076/2000 thru 087/2001)



Bartels Rotation 2275-2288 - Daily Averages  
Leakage Current - M1A - High Voltage Side  
(16-Mar-2000 thru 28-Mar-2001) (076/2000 thru 087/2001)



Apr


Jul

Oct

Jan

time (16-Mar-2000 to 29-Mar-2001)

Bartels Rotation 2275-2288 - Daily Averages  
Leakage Current - M2A - Ground Side  
(16-Mar-2000 thru 28-Mar-2001) (076/2000 thru 087/2001)



Apr


Jul

Oct

Jan

time (16-Mar-2000 to 29-Mar-2001)

Bartels Rotation 2275-2288 - Daily Averages  
Leakage Current - M2A - High Voltage Side  
(16-Mar-2000 thru 28-Mar-2001) (076/2000 thru 087/2001)



Apr


Jul

Oct

Jan

time (16-Mar-2000 to 29-Mar-2001)

Bartels Rotation 2275-2288 - Daily Averages  
Leakage Current - M1B - Ground Side  
(16-Mar-2000 thru 28-Mar-2001) (076/2000 thru 087/2001)



Apr


Jul

Oct

Jan

time (16-Mar-2000 to 29-Mar-2001)

Bartels Rotation 2275-2288 - Daily Averages  
Leakage Current - M1B - High Voltage Side  
(16-Mar-2000 thru 28-Mar-2001) (076/2000 thru 087/2001)



Apr


Jul

Oct

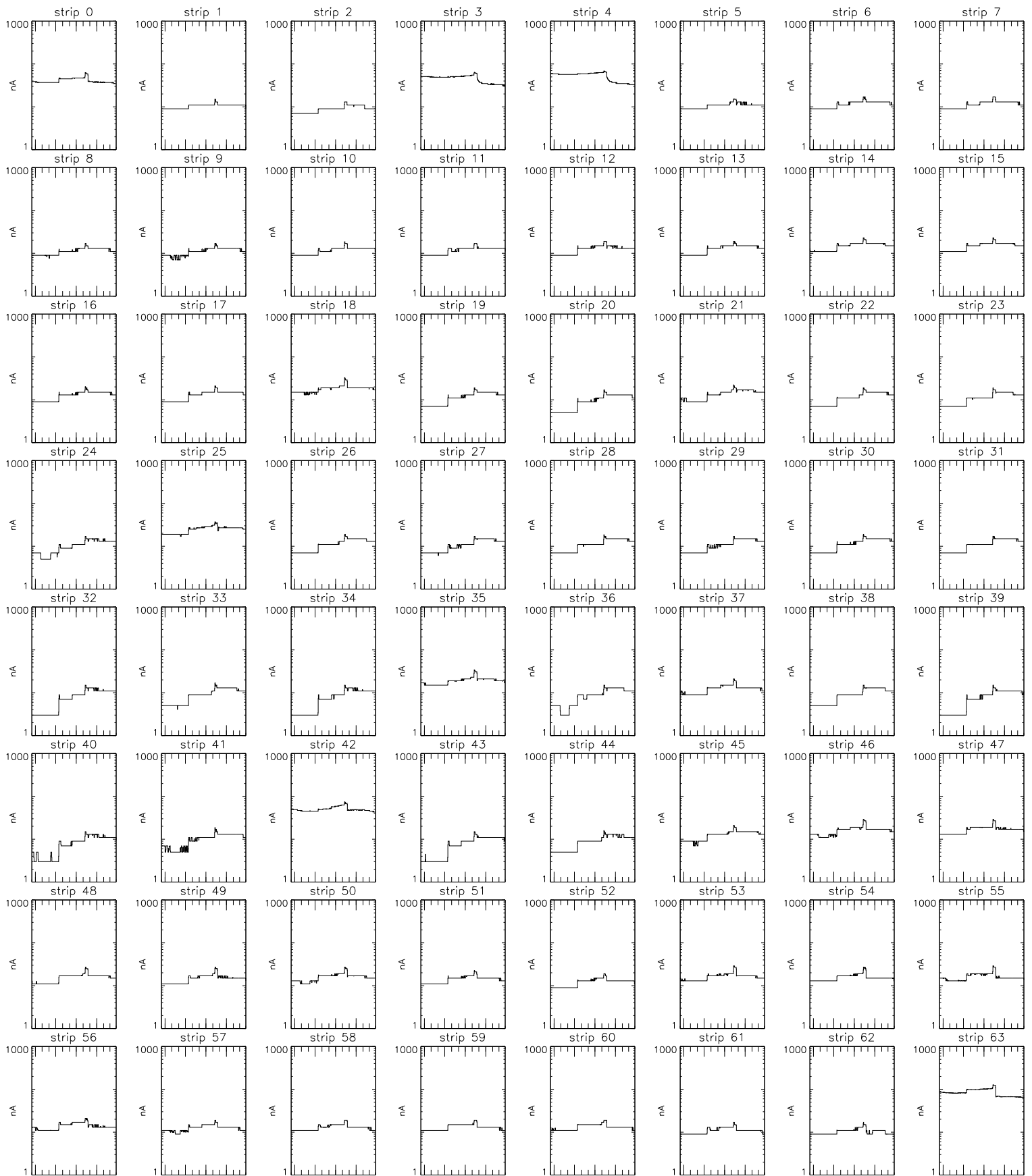
Jan

time (16-Mar-2000 to 29-Mar-2001)

Bartels Rotation 2275–2288 – Daily Averages  
Leakage Current – M2B – Ground Side  
(16–Mar–2000 thru 28–Mar–2001) (076/2000 thru 087/2001)



Bartels Rotation 2275-2288 – Daily Averages  
Leakage Current – M2B – High Voltage Side  
(16-Mar-2000 thru 28-Mar-2001) (076/2000 thru 087/2001)



Apr

Jul

Oct

Jan

time (16-Mar-2000 to 29-Mar-2001)