



Bartels Rotation 2276-2289 - Daily Averages
Leakage Current - M1A - Ground Side
(12-Apr-2000 thru 24-Apr-2001) (103/2000 thru 114/2001)




Jul Oct Jan Apr
time (12-Apr-2000 to 25-Apr-2001)

Bartels Rotation 2276-2289 - Daily Averages
Leakage Current - M1A - High Voltage Side
(12-Apr-2000 thru 24-Apr-2001) (103/2000 thru 114/2001)




Jul Oct Jan Apr
time (12-Apr-2000 to 25-Apr-2001)

Bartels Rotation 2276-2289 - Daily Averages
Leakage Current - M2A - Ground Side
(12-Apr-2000 thru 24-Apr-2001) (103/2000 thru 114/2001)




Jul Oct Jan Apr
time (12-Apr-2000 to 25-Apr-2001)

Bartels Rotation 2276-2289 - Daily Averages
Leakage Current - M2A - High Voltage Side
(12-Apr-2000 thru 24-Apr-2001) (103/2000 thru 114/2001)




Jul Oct Jan Apr
time (12-Apr-2000 to 25-Apr-2001)

Bartels Rotation 2276-2289 - Daily Averages
Leakage Current - M1B - Ground Side
(12-Apr-2000 thru 24-Apr-2001) (103/2000 thru 114/2001)



Jul Oct Jan Apr
time (12-Apr-2000 to 25-Apr-2001)

Bartels Rotation 2276-2289 - Daily Averages
Leakage Current - M1B - High Voltage Side
(12-Apr-2000 thru 24-Apr-2001) (103/2000 thru 114/2001)



Jul


Oct

Jan

Apr

time (12-Apr-2000 to 25-Apr-2001)

Bartels Rotation 2276–2289 – Daily Averages
Leakage Current – M2B – Ground Side
(12–Apr–2000 thru 24–Apr–2001) (103/2000 thru 114/2001)



Jul


Oct

Jan

Apr

time (12–Apr–2000 to 25–Apr–2001)

Bartels Rotation 2276-2289 - Daily Averages
Leakage Current - M2B - High Voltage Side
(12-Apr-2000 thru 24-Apr-2001) (103/2000 thru 114/2001)



Jul Oct Jan Apr
time (12-Apr-2000 to 25-Apr-2001)