



Bartels Rotation 2279-2292 – Daily Averages
Leakage Current – M1A – Ground Side
(02-Jul-2000 thru 14-Jul-2001) (184/2000 thru 195/2001)




Oct Jan Apr Jul
time (02-Jul-2000 to 15-Jul-2001)

Bartels Rotation 2279-2292 - Daily Averages
Leakage Current - M1A - High Voltage Side
(02-Jul-2000 thru 14-Jul-2001) (184/2000 thru 195/2001)




Oct Jan Apr Jul
time (02-Jul-2000 to 15-Jul-2001)

Bartels Rotation 2279-2292 – Daily Averages
Leakage Current – M2A – Ground Side
(02-Jul-2000 thru 14-Jul-2001) (184/2000 thru 195/2001)




Oct Jan Apr Jul
time (02-Jul-2000 to 15-Jul-2001)

Bartels Rotation 2279-2292 - Daily Averages
Leakage Current - M2A - High Voltage Side
(02-Jul-2000 thru 14-Jul-2001) (184/2000 thru 195/2001)




Oct Jan Apr Jul
time (02-Jul-2000 to 15-Jul-2001)

Bartels Rotation 2279-2292 – Daily Averages
Leakage Current – M1B – Ground Side
(02-Jul-2000 thru 14-Jul-2001) (184/2000 thru 195/2001)




Oct Jan Apr Jul
time (02-Jul-2000 to 15-Jul-2001)

Bartels Rotation 2279-2292 - Daily Averages
Leakage Current - M1B - High Voltage Side
(02-Jul-2000 thru 14-Jul-2001) (184/2000 thru 195/2001)




Oct Jan Apr Jul
time (02-Jul-2000 to 15-Jul-2001)

Bartels Rotation 2279-2292 – Daily Averages
Leakage Current – M2B – Ground Side
(02-Jul-2000 thru 14-Jul-2001) (184/2000 thru 195/2001)



Oct Jan Apr Jul
time (02-Jul-2000 to 15-Jul-2001)

Bartels Rotation 2279-2292 – Daily Averages
Leakage Current – M2B – High Voltage Side
(02-Jul-2000 thru 14-Jul-2001) (184/2000 thru 195/2001)



Oct Jan Apr Jul
time (02-Jul-2000 to 15-Jul-2001)