


Bartels Rotation 2280-2293 - Daily Averages  
Leakage Current - M1A - Ground Side  
(29-Jul-2000 thru 10-Aug-2001) (211/2000 thru 222/2001)



Oct


Jan

Apr

Jul


time (29-Jul-2000 to 11-Aug-2001)

Bartels Rotation 2280-2293 - Daily Averages  
Leakage Current - M1A - High Voltage Side  
(29-Jul-2000 thru 10-Aug-2001) (211/2000 thru 222/2001)




Oct Jan Apr Jul  
time (29-Jul-2000 to 11-Aug-2001)

Bartels Rotation 2280-2293 – Daily Averages  
Leakage Current – M2A – Ground Side  
(29-Jul-2000 thru 10-Aug-2001) (211/2000 thru 222/2001)




Oct Jan Apr Jul  
time (29-Jul-2000 to 11-Aug-2001)

Bartels Rotation 2280-2293 - Daily Averages  
Leakage Current - M2A - High Voltage Side  
(29-Jul-2000 thru 10-Aug-2001) (211/2000 thru 222/2001)



Oct Jan Apr Jul  
time (29-Jul-2000 to 11-Aug-2001)

Bartels Rotation 2280-2293 - Daily Averages  
Leakage Current - M1B - Ground Side  
(29-Jul-2000 thru 10-Aug-2001) (211/2000 thru 222/2001)



Oct


Jan

Apr

Jul


time (29-Jul-2000 to 11-Aug-2001)

Bartels Rotation 2280-2293 - Daily Averages  
Leakage Current - M1B - High Voltage Side  
(29-Jul-2000 thru 10-Aug-2001) (211/2000 thru 222/2001)




Oct Jan Apr Jul  
time (29-Jul-2000 to 11-Aug-2001)

Bartels Rotation 2280-2293 – Daily Averages  
 Leakage Current – M2B – Ground Side  
 (29-Jul-2000 thru 10-Aug-2001) (211/2000 thru 222/2001)



Oct Jan Apr Jul  
 time (29-Jul-2000 to 11-Aug-2001)

Bartels Rotation 2280-2293 – Daily Averages  
Leakage Current – M2B – High Voltage Side  
(29-Jul-2000 thru 10-Aug-2001) (211/2000 thru 222/2001)



Oct

Jan

Apr

Jul

time (29-Jul-2000 to 11-Aug-2001)