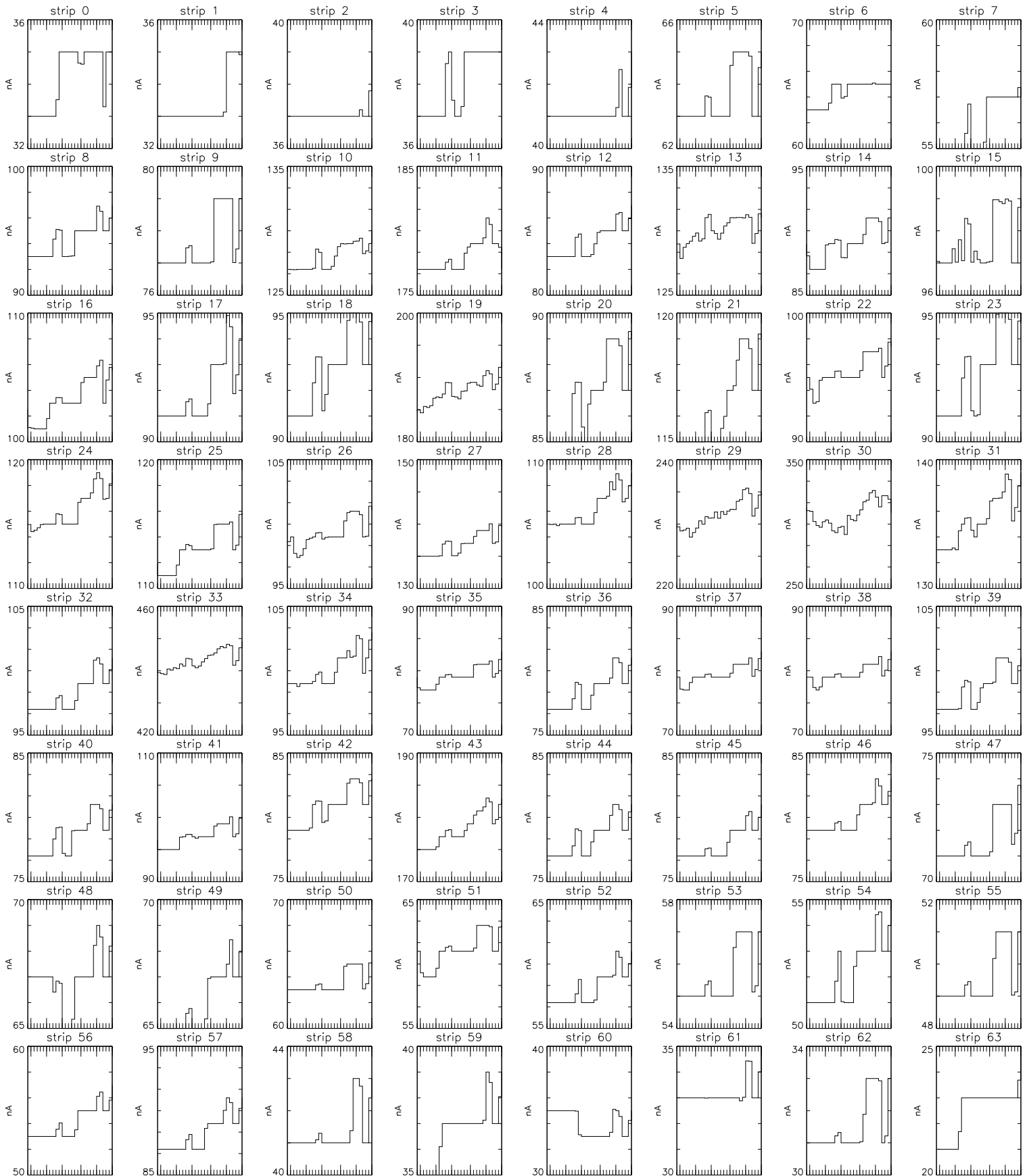



Bartels Rotation 2293 – Daily Averages
Leakage Current – M1A – Ground Side
(15-Jul-2001 thru 10-Aug-2001) (196/2001 thru 222/2001)



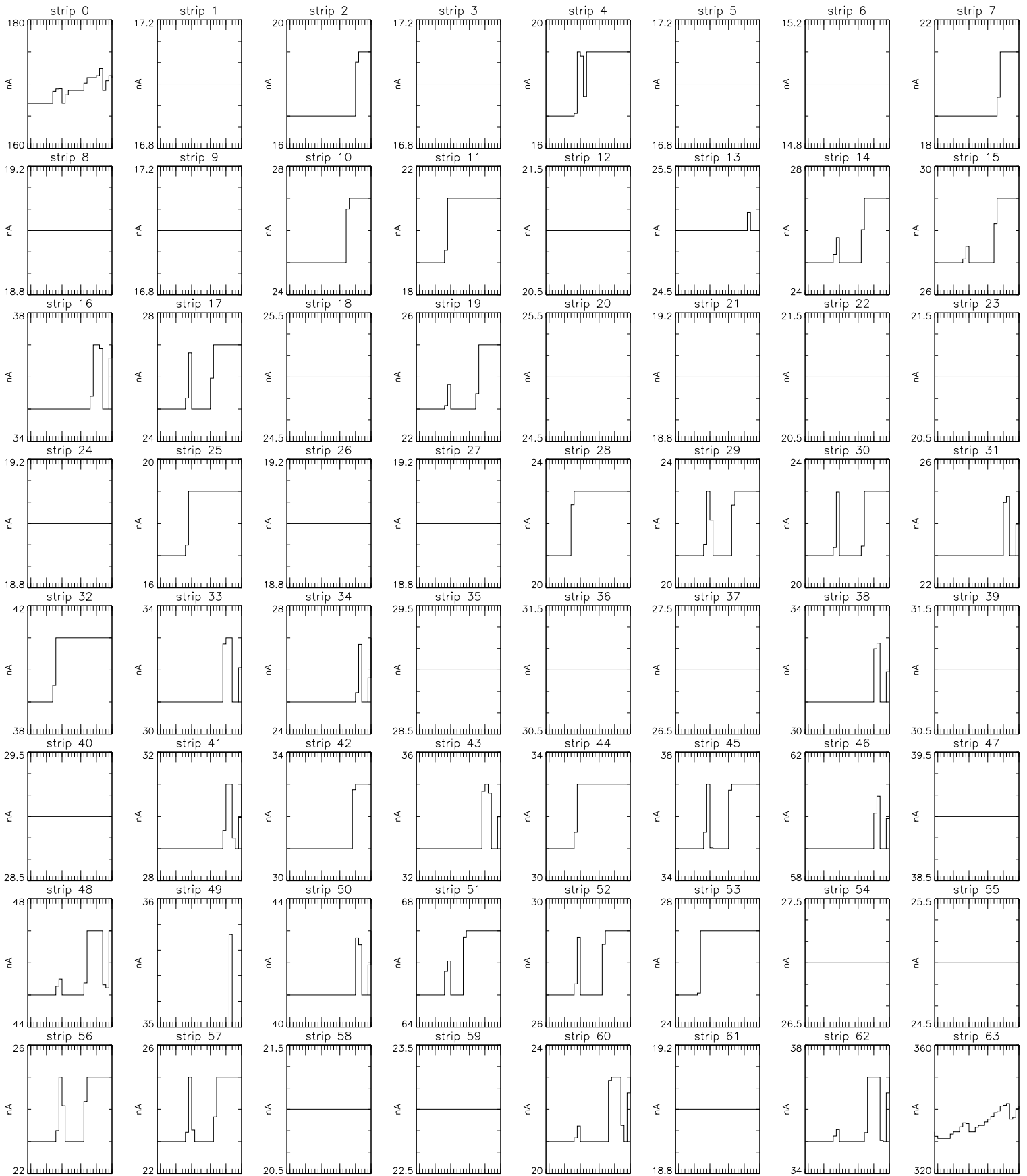
16 21 26 Aug 1 6 11
time (15-Jul-2001 to 11-Aug-2001)

Bartels Rotation 2293 – Daily Averages
Leakage Current – M1A – High Voltage Side
(15-Jul-2001 thru 10-Aug-2001) (196/2001 thru 222/2001)



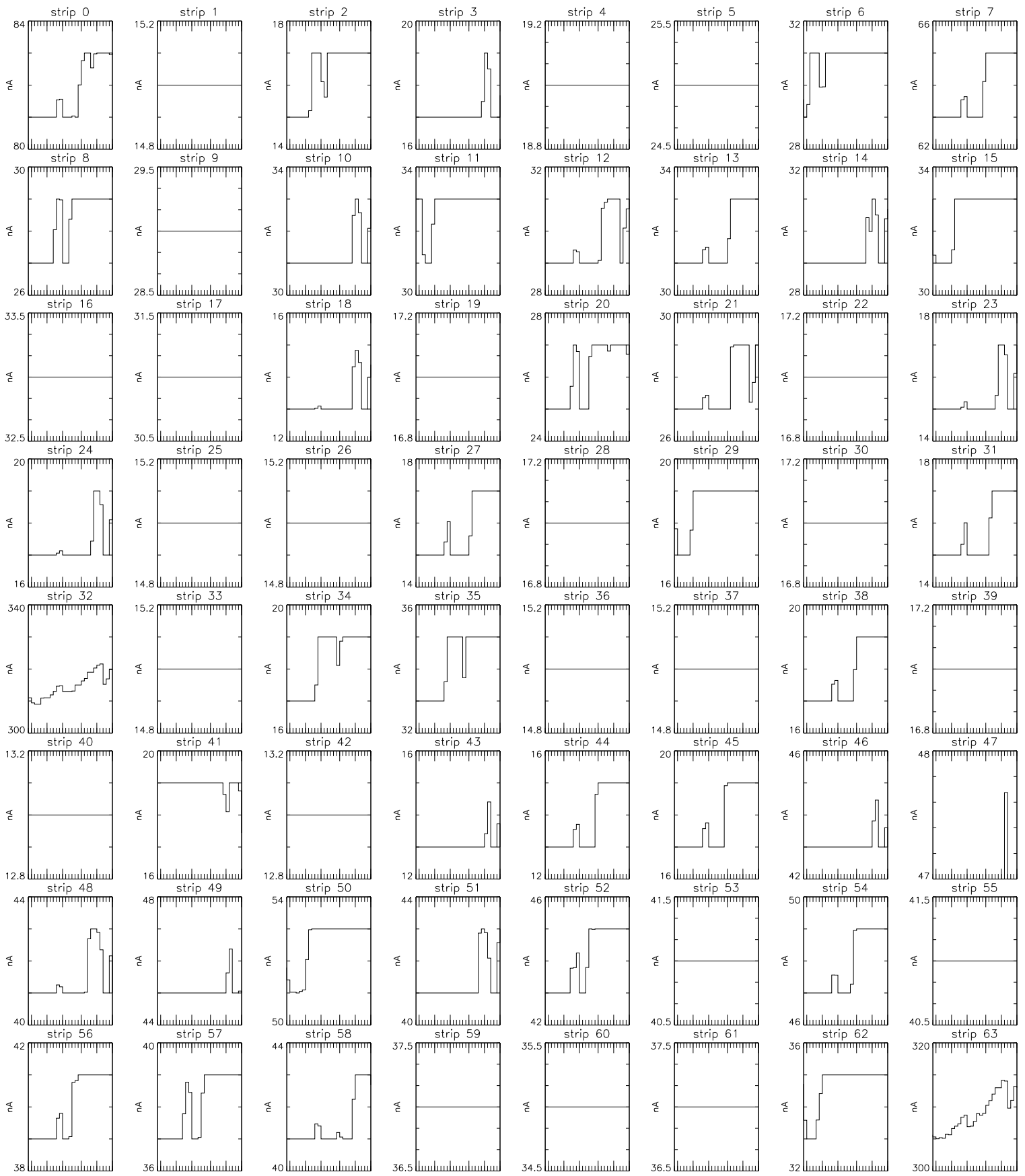
16 21 26 Aug 1 6 11
time (15-Jul-2001 to 11-Aug-2001)

Bartels Rotation 2293 – Daily Averages
 Leakage Current – M2A – Ground Side
 (15-Jul-2001 thru 10-Aug-2001) (196/2001 thru 222/2001)




16 21 26 Aug 1 6 11
 time (15-Jul-2001 to 11-Aug-2001)

Bartels Rotation 2293 – Daily Averages
 Leakage Current – M2A – High Voltage Side
 (15-Jul-2001 thru 10-Aug-2001) (196/2001 thru 222/2001)




Bartels Rotation 2293 – Daily Averages
Leakage Current – M1B – Ground Side
(15-Jul-2001 thru 10-Aug-2001) (196/2001 thru 222/2001)



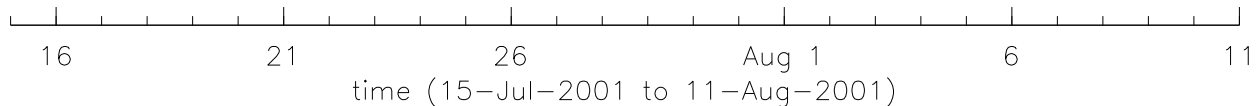

16 21 26 Aug 1 6 11
time (15-Jul-2001 to 11-Aug-2001)

Bartels Rotation 2293 – Daily Averages
Leakage Current – M1B – High Voltage Side
(15-Jul-2001 thru 10-Aug-2001) (196/2001 thru 222/2001)



16 21 26 Aug 1 6 11
time (15-Jul-2001 to 11-Aug-2001)

Bartels Rotation 2293 – Daily Averages
 Leakage Current – M2B – Ground Side
 (15-Jul-2001 thru 10-Aug-2001) (196/2001 thru 222/2001)



Bartels Rotation 2293 – Daily Averages
 Leakage Current – M2B – High Voltage Side
 (15-Jul-2001 thru 10-Aug-2001) (196/2001 thru 222/2001)

