


Bartels Rotation 2283-2296 - Daily Averages
Leakage Current - M1A - Ground Side
(18-Oct-2000 thru 30-Oct-2001) (292/2000 thru 303/2001)



Jan


Apr

Jul

Oct

time (18-Oct-2000 to 31-Oct-2001)

Bartels Rotation 2283-2296 - Daily Averages
Leakage Current - M1A - High Voltage Side
(18-Oct-2000 thru 30-Oct-2001) (292/2000 thru 303/2001)



Jan


Apr

Jul

Oct

time (18-Oct-2000 to 31-Oct-2001)

Bartels Rotation 2283-2296 – Daily Averages
Leakage Current – M2A – Ground Side
(18-Oct-2000 thru 30-Oct-2001) (292/2000 thru 303/2001)



Jan


Apr

Jul

Oct

time (18-Oct-2000 to 31-Oct-2001)

Bartels Rotation 2283-2296 – Daily Averages
Leakage Current – M2A – High Voltage Side
(18-Oct-2000 thru 30-Oct-2001) (292/2000 thru 303/2001)



Jan


Apr

Jul

Oct


time (18-Oct-2000 to 31-Oct-2001)

Bartels Rotation 2283-2296 - Daily Averages
Leakage Current - M1B - Ground Side
(18-Oct-2000 thru 30-Oct-2001) (292/2000 thru 303/2001)



Jan Apr Jul Oct
time (18-Oct-2000 to 31-Oct-2001)

Bartels Rotation 2283-2296 - Daily Averages
Leakage Current - M1B - High Voltage Side
(18-Oct-2000 thru 30-Oct-2001) (292/2000 thru 303/2001)



Jan


Apr

Jul

Oct

time (18-Oct-2000 to 31-Oct-2001)

Bartels Rotation 2283-2296 – Daily Averages
Leakage Current – M2B – Ground Side
(18-Oct-2000 thru 30-Oct-2001) (292/2000 thru 303/2001)



Jan


Apr

Jul

Oct

time (18-Oct-2000 to 31-Oct-2001)

Bartels Rotation 2283-2296 – Daily Averages
Leakage Current – M2B – High Voltage Side
(18-Oct-2000 thru 30-Oct-2001) (292/2000 thru 303/2001)



Jan Apr Jul Oct
time (18-Oct-2000 to 31-Oct-2001)