


Bartels Rotation 2284-2297 – Daily Averages
Leakage Current – M1A – Ground Side
(14–Nov–2000 thru 26–Nov–2001) (319/2000 thru 330/2001)



Jan


Apr

Jul

Oct


time (14–Nov–2000 to 27–Nov–2001)

Bartels Rotation 2284-2297 – Daily Averages
Leakage Current – M1A – High Voltage Side
(14–Nov–2000 thru 26–Nov–2001) (319/2000 thru 330/2001)




Jan Apr Jul Oct
time (14–Nov–2000 to 27–Nov–2001)

Bartels Rotation 2284-2297 – Daily Averages
Leakage Current – M2A – Ground Side
(14–Nov–2000 thru 26–Nov–2001) (319/2000 thru 330/2001)




Jan Apr Jul Oct
time (14–Nov–2000 to 27–Nov–2001)

Bartels Rotation 2284-2297 - Daily Averages
Leakage Current - M2A - High Voltage Side
(14-Nov-2000 thru 26-Nov-2001) (319/2000 thru 330/2001)



Jan Apr Jul Oct
time (14-Nov-2000 to 27-Nov-2001)

Bartels Rotation 2284-2297 – Daily Averages
Leakage Current – M1B – Ground Side
(14–Nov–2000 thru 26–Nov–2001) (319/2000 thru 330/2001)



Jan


Apr

Jul

Oct


time (14–Nov–2000 to 27–Nov–2001)

Bartels Rotation 2284-2297 – Daily Averages
Leakage Current – M1B – High Voltage Side
(14-Nov-2000 thru 26-Nov-2001) (319/2000 thru 330/2001)




Jan Apr Jul Oct
time (14-Nov-2000 to 27-Nov-2001)

Bartels Rotation 2284-2297 – Daily Averages
Leakage Current – M2B – Ground Side
(14–Nov–2000 thru 26–Nov–2001) (319/2000 thru 330/2001)



Jan Apr Jul Oct
time (14–Nov–2000 to 27–Nov–2001)

Bartels Rotation 2284-2297 – Daily Averages
Leakage Current – M2B – High Voltage Side
(14–Nov–2000 thru 26–Nov–2001) (319/2000 thru 330/2001)



Jan Apr Jul Oct
time (14–Nov–2000 to 27–Nov–2001)