


Bartels Rotation 2285-2298 – Daily Averages  
Leakage Current – M1A – Ground Side  
(11-Dec-2000 thru 23-Dec-2001) (346/2000 thru 357/2001)



Jan


Apr

Jul

Oct

time (11-Dec-2000 to 24-Dec-2001)

Bartels Rotation 2285-2298 – Daily Averages  
Leakage Current – M1A – High Voltage Side  
(11-Dec-2000 thru 23-Dec-2001) (346/2000 thru 357/2001)



Jan


Apr

Jul

Oct

time (11-Dec-2000 to 24-Dec-2001)

Bartels Rotation 2285-2298 – Daily Averages  
Leakage Current – M2A – Ground Side  
(11-Dec-2000 thru 23-Dec-2001) (346/2000 thru 357/2001)



Jan


Apr

Jul

Oct

time (11-Dec-2000 to 24-Dec-2001)

Bartels Rotation 2285-2298 - Daily Averages  
Leakage Current - M2A - High Voltage Side  
(11-Dec-2000 thru 23-Dec-2001) (346/2000 thru 357/2001)



Jan


Apr

Jul

Oct

time (11-Dec-2000 to 24-Dec-2001)

Bartels Rotation 2285-2298 – Daily Averages  
Leakage Current – M1B – Ground Side  
(11-Dec-2000 thru 23-Dec-2001) (346/2000 thru 357/2001)



Jan


Apr

Jul

Oct

time (11-Dec-2000 to 24-Dec-2001)

Bartels Rotation 2285-2298 – Daily Averages  
Leakage Current – M1B – High Voltage Side  
(11-Dec-2000 thru 23-Dec-2001) (346/2000 thru 357/2001)



Jan


Apr

Jul

Oct

time (11-Dec-2000 to 24-Dec-2001)

Bartels Rotation 2285-2298 – Daily Averages  
Leakage Current – M2B – Ground Side  
(11-Dec-2000 thru 23-Dec-2001) (346/2000 thru 357/2001)



Jan


Apr

Jul

Oct

time (11-Dec-2000 to 24-Dec-2001)

Bartels Rotation 2285-2298 – Daily Averages  
Leakage Current – M2B – High Voltage Side  
(11-Dec-2000 thru 23-Dec-2001) (346/2000 thru 357/2001)



Jan

Apr

Jul

Oct

time (11-Dec-2000 to 24-Dec-2001)