


Bartels Rotation 2287-2300 – Daily Averages
Leakage Current – M1A – Ground Side
(03-Feb-2001 thru 15-Feb-2002) (034/2001 thru 046/2002)



Apr


Jul

Oct

Jan

time (03-Feb-2001 to 16-Feb-2002)

Bartels Rotation 2287-2300 – Daily Averages
Leakage Current – M1A – High Voltage Side
(03-Feb-2001 thru 15-Feb-2002) (034/2001 thru 046/2002)



Apr


Jul

Oct

Jan

time (03-Feb-2001 to 16-Feb-2002)

Bartels Rotation 2287-2300 – Daily Averages
Leakage Current – M2A – Ground Side
(03-Feb-2001 thru 15-Feb-2002) (034/2001 thru 046/2002)



Apr


Jul

Oct

Jan

time (03-Feb-2001 to 16-Feb-2002)

Bartels Rotation 2287-2300 – Daily Averages
Leakage Current – M2A – High Voltage Side
(03-Feb-2001 thru 15-Feb-2002) (034/2001 thru 046/2002)



Apr


Jul

Oct

Jan

time (03-Feb-2001 to 16-Feb-2002)

Bartels Rotation 2287-2300 – Daily Averages
Leakage Current – M1B – Ground Side
(03-Feb-2001 thru 15-Feb-2002) (034/2001 thru 046/2002)



Apr


Jul

Oct

Jan

time (03-Feb-2001 to 16-Feb-2002)

Bartels Rotation 2287-2300 – Daily Averages
Leakage Current – M1B – High Voltage Side
(03-Feb-2001 thru 15-Feb-2002) (034/2001 thru 046/2002)



Apr


Jul

Oct

Jan

time (03-Feb-2001 to 16-Feb-2002)

Bartels Rotation 2287-2300 – Daily Averages
Leakage Current – M2B – Ground Side
(03-Feb-2001 thru 15-Feb-2002) (034/2001 thru 046/2002)



Apr


Jul

Oct

Jan

time (03-Feb-2001 to 16-Feb-2002)

Bartels Rotation 2287-2300 – Daily Averages
Leakage Current – M2B – High Voltage Side
(03-Feb-2001 thru 15-Feb-2002) (034/2001 thru 046/2002)



Apr

Jul

Oct

Jan

time (03-Feb-2001 to 16-Feb-2002)