



Bartels Rotation 2289-2302 – Daily Averages  
Leakage Current – M1A – Ground Side  
(29-Mar-2001 thru 10-Apr-2002) (088/2001 thru 100/2002)




Apr Jul Oct Jan Apr  
time (29-Mar-2001 to 11-Apr-2002)

Bartels Rotation 2289-2302 – Daily Averages  
Leakage Current – M1A – High Voltage Side  
(29-Mar-2001 thru 10-Apr-2002) (088/2001 thru 100/2002)




Apr Jul Oct Jan Apr  
time (29-Mar-2001 to 11-Apr-2002)

Bartels Rotation 2289-2302 – Daily Averages  
Leakage Current – M2A – Ground Side  
(29-Mar-2001 thru 10-Apr-2002) (088/2001 thru 100/2002)




Apr Jul Oct Jan Apr  
time (29-Mar-2001 to 11-Apr-2002)

Bartels Rotation 2289-2302 - Daily Averages  
Leakage Current - M2A - High Voltage Side  
(29-Mar-2001 thru 10-Apr-2002) (088/2001 thru 100/2002)



Apr Jul Oct Jan Apr  
time (29-Mar-2001 to 11-Apr-2002)

Bartels Rotation 2289-2302 – Daily Averages  
Leakage Current – M1B – Ground Side  
(29-Mar-2001 thru 10-Apr-2002) (088/2001 thru 100/2002)



Apr

Jul


Oct

Jan

Apr


time (29-Mar-2001 to 11-Apr-2002)

Bartels Rotation 2289-2302 – Daily Averages  
Leakage Current – M1B – High Voltage Side  
(29-Mar-2001 thru 10-Apr-2002) (088/2001 thru 100/2002)



Apr Jul Oct Jan Apr  
time (29-Mar-2001 to 11-Apr-2002)

Bartels Rotation 2289-2302 – Daily Averages  
Leakage Current – M2B – Ground Side  
(29-Mar-2001 thru 10-Apr-2002) (088/2001 thru 100/2002)



Apr

Jul


Oct

Jan

Apr

time (29-Mar-2001 to 11-Apr-2002)

Bartels Rotation 2289-2302 – Daily Averages  
 Leakage Current – M2B – High Voltage Side  
 (29-Mar-2001 thru 10-Apr-2002) (088/2001 thru 100/2002)



Apr Jul Oct Jan Apr  
 time (29-Mar-2001 to 11-Apr-2002)