



Bartels Rotation 2302 – Daily Averages
 Leakage Current – M1A – Ground Side
 (15-Mar-2002 thru 10-Apr-2002) (074/2002 thru 100/2002)



16 21 26 Apr 1 6 11


time (15-Mar-2002 to 11-Apr-2002)

Bartels Rotation 2302 – Daily Averages
 Leakage Current – M1A – High Voltage Side
 (15-Mar-2002 thru 10-Apr-2002) (074/2002 thru 100/2002)



16 21 26 Apr 1 6 11
 time (15-Mar-2002 to 11-Apr-2002)


Bartels Rotation 2302 – Daily Averages
 Leakage Current – M2A – Ground Side
 (15-Mar-2002 thru 10-Apr-2002) (074/2002 thru 100/2002)



16 21 26 Apr 1 6 11


time (15-Mar-2002 to 11-Apr-2002)

Bartels Rotation 2302 – Daily Averages
 Leakage Current – M2A – High Voltage Side
 (15-Mar-2002 thru 10-Apr-2002) (074/2002 thru 100/2002)




16 21 26 Apr 1 6 11
 time (15-Mar-2002 to 11-Apr-2002)

Bartels Rotation 2302 – Daily Averages
 Leakage Current – M1B – Ground Side
 (15-Mar-2002 thru 10-Apr-2002) (074/2002 thru 100/2002)



16 21 26 Apr 1 6 11
 time (15-Mar-2002 to 11-Apr-2002)

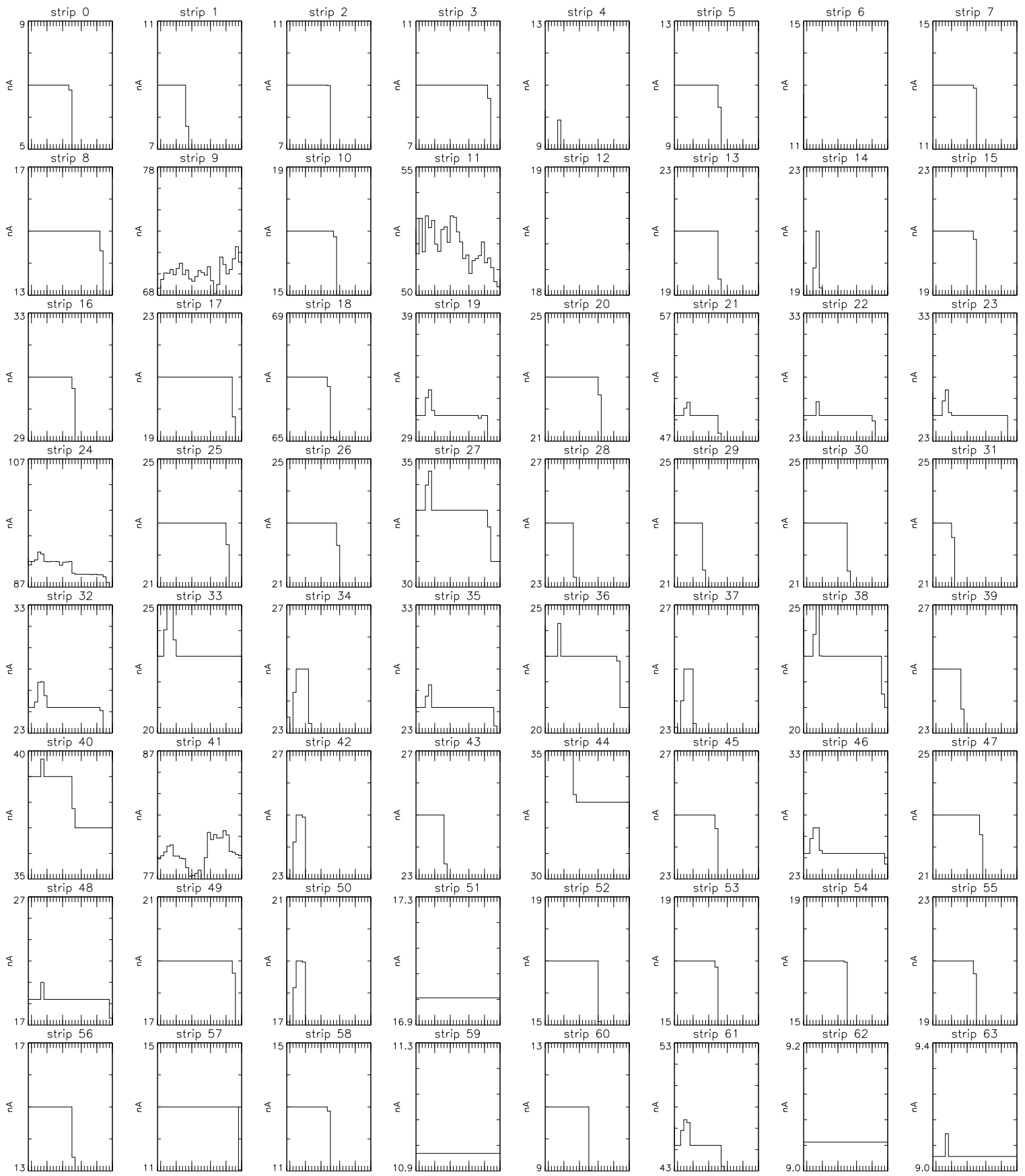
Bartels Rotation 2302 – Daily Averages
 Leakage Current – M1B – High Voltage Side
 (15-Mar-2002 thru 10-Apr-2002) (074/2002 thru 100/2002)



16 21 26 Apr 1 6 11

time (15-Mar-2002 to 11-Apr-2002)


Bartels Rotation 2302 – Daily Averages
 Leakage Current – M2B – Ground Side
 (15-Mar-2002 thru 10-Apr-2002) (074/2002 thru 100/2002)



16 21 26 Apr 1 6 11

time (15-Mar-2002 to 11-Apr-2002)

Bartels Rotation 2302 – Daily Averages
 Leakage Current – M2B – High Voltage Side
 (15-Mar-2002 thru 10-Apr-2002) (074/2002 thru 100/2002)



16 21 26 Apr 1 6 11

time (15-Mar-2002 to 11-Apr-2002)