



Bartels Rotation 2290-2303 - Daily Averages  
Leakage Current - M1A - Ground Side  
(25-Apr-2001 thru 07-May-2002) (115/2001 thru 127/2002)




Jul Oct Jan Apr  
time (25-Apr-2001 to 08-May-2002)

Bartels Rotation 2290-2303 - Daily Averages  
Leakage Current - M1A - High Voltage Side  
(25-Apr-2001 thru 07-May-2002) (115/2001 thru 127/2002)




Jul Oct Jan Apr  
time (25-Apr-2001 to 08-May-2002)

Bartels Rotation 2290-2303 - Daily Averages  
Leakage Current - M2A - Ground Side  
(25-Apr-2001 thru 07-May-2002) (115/2001 thru 127/2002)




Jul Oct Jan Apr  
time (25-Apr-2001 to 08-May-2002)

Bartels Rotation 2290-2303 - Daily Averages  
Leakage Current - M2A - High Voltage Side  
(25-Apr-2001 thru 07-May-2002) (115/2001 thru 127/2002)




Jul Oct Jan Apr  
time (25-Apr-2001 to 08-May-2002)

Bartels Rotation 2290-2303 - Daily Averages  
Leakage Current - M1B - Ground Side  
(25-Apr-2001 thru 07-May-2002) (115/2001 thru 127/2002)



Jul Oct Jan Apr  
time (25-Apr-2001 to 08-May-2002)

Bartels Rotation 2290-2303 - Daily Averages  
Leakage Current - M1B - High Voltage Side  
(25-Apr-2001 thru 07-May-2002) (115/2001 thru 127/2002)



Jul

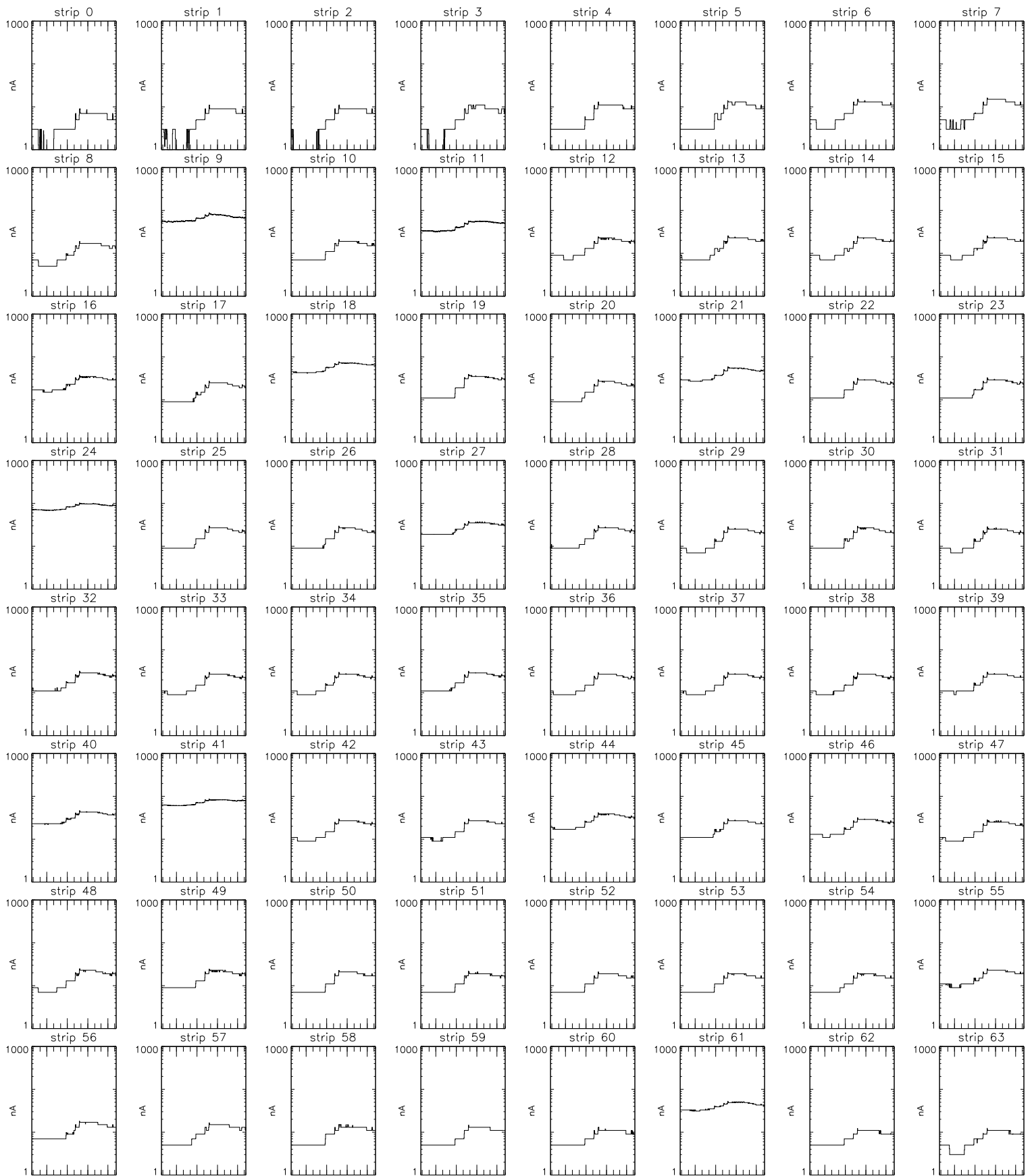
Oct

Jan

Apr


time (25-Apr-2001 to 08-May-2002)

Bartels Rotation 2290–2303 – Daily Averages  
 Leakage Current – M2B – Ground Side  
 (25–Apr–2001 thru 07–May–2002) (115/2001 thru 127/2002)



Jul Oct Jan Apr  
 time (25–Apr–2001 to 08–May–2002)

Bartels Rotation 2290–2303 – Daily Averages  
 Leakage Current – M2B – High Voltage Side  
 (25–Apr–2001 thru 07–May–2002) (115/2001 thru 127/2002)



Jul Oct Jan Apr  
 time (25–Apr–2001 to 08–May–2002)