



Bartels Rotation 2293-2306 - Daily Averages
Leakage Current - M1A - Ground Side
(15-Jul-2001 thru 27-Jul-2002) (196/2001 thru 208/2002)




Oct Jan Apr Jul
time (15-Jul-2001 to 28-Jul-2002)

Bartels Rotation 2293-2306 - Daily Averages
Leakage Current - M1A - High Voltage Side
(15-Jul-2001 thru 27-Jul-2002) (196/2001 thru 208/2002)




Oct Jan Apr Jul
time (15-Jul-2001 to 28-Jul-2002)

Bartels Rotation 2293-2306 – Daily Averages
Leakage Current – M2A – Ground Side
(15-Jul-2001 thru 27-Jul-2002) (196/2001 thru 208/2002)




Oct Jan Apr Jul
time (15-Jul-2001 to 28-Jul-2002)

Bartels Rotation 2293-2306 - Daily Averages
Leakage Current - M2A - High Voltage Side
(15-Jul-2001 thru 27-Jul-2002) (196/2001 thru 208/2002)




Oct Jan Apr Jul
time (15-Jul-2001 to 28-Jul-2002)

Bartels Rotation 2293-2306 - Daily Averages
Leakage Current - M1B - Ground Side
(15-Jul-2001 thru 27-Jul-2002) (196/2001 thru 208/2002)




Oct Jan Apr Jul
time (15-Jul-2001 to 28-Jul-2002)

Bartels Rotation 2293-2306 - Daily Averages
Leakage Current - M1B - High Voltage Side
(15-Jul-2001 thru 27-Jul-2002) (196/2001 thru 208/2002)




time (15-Jul-2001 to 28-Jul-2002)

Bartels Rotation 2293–2306 – Daily Averages
Leakage Current – M2B – Ground Side
(15-Jul-2001 thru 27-Jul-2002) (196/2001 thru 208/2002)



Oct Jan Apr Jul
time (15-Jul-2001 to 28-Jul-2002)

Bartels Rotation 2293-2306 - Daily Averages
Leakage Current - M2B - High Voltage Side
(15-Jul-2001 thru 27-Jul-2002) (196/2001 thru 208/2002)



Oct Jan Apr Jul
time (15-Jul-2001 to 28-Jul-2002)