


Bartels Rotation 2295-2308 - Daily Averages
Leakage Current - M1A - Ground Side
(07-Sep-2001 thru 19-Sep-2002) (250/2001 thru 262/2002)



Oct


Jan

Apr

Jul

time (07-Sep-2001 to 20-Sep-2002)

Bartels Rotation 2295-2308 - Daily Averages
Leakage Current - M1A - High Voltage Side
(07-Sep-2001 thru 19-Sep-2002) (250/2001 thru 262/2002)



Oct


Jan

Apr

Jul

time (07-Sep-2001 to 20-Sep-2002)

Bartels Rotation 2295-2308 - Daily Averages
Leakage Current - M2A - Ground Side
(07-Sep-2001 thru 19-Sep-2002) (250/2001 thru 262/2002)



Oct


Jan

Apr

Jul

time (07-Sep-2001 to 20-Sep-2002)

Bartels Rotation 2295-2308 - Daily Averages
Leakage Current - M2A - High Voltage Side
(07-Sep-2001 thru 19-Sep-2002) (250/2001 thru 262/2002)



Oct


Jan

Apr

Jul

time (07-Sep-2001 to 20-Sep-2002)

Bartels Rotation 2295-2308 - Daily Averages
Leakage Current - M1B - Ground Side
(07-Sep-2001 thru 19-Sep-2002) (250/2001 thru 262/2002)



Oct


Jan

Apr

Jul

time (07-Sep-2001 to 20-Sep-2002)

Bartels Rotation 2295-2308 - Daily Averages
Leakage Current - M1B - High Voltage Side
(07-Sep-2001 thru 19-Sep-2002) (250/2001 thru 262/2002)



Oct


Jan

Apr

Jul

time (07-Sep-2001 to 20-Sep-2002)

Bartels Rotation 2295-2308 - Daily Averages
Leakage Current - M2B - Ground Side
(07-Sep-2001 thru 19-Sep-2002) (250/2001 thru 262/2002)



Oct


Jan

Apr

Jul

time (07-Sep-2001 to 20-Sep-2002)

Bartels Rotation 2295-2308 - Daily Averages
Leakage Current - M2B - High Voltage Side
(07-Sep-2001 thru 19-Sep-2002) (250/2001 thru 262/2002)



Oct

Jan

Apr

Jul

time (07-Sep-2001 to 20-Sep-2002)