



Bartels Rotation 2296-2309 – Daily Averages
Leakage Current – M1A – Ground Side
(04-Oct-2001 thru 16-Oct-2002) (277/2001 thru 289/2002)




Jan Apr Jul Oct
time (04-Oct-2001 to 17-Oct-2002)

Bartels Rotation 2296-2309 - Daily Averages
Leakage Current - M1A - High Voltage Side
(04-Oct-2001 thru 16-Oct-2002) (277/2001 thru 289/2002)




Jan Apr Jul Oct
time (04-Oct-2001 to 17-Oct-2002)

Bartels Rotation 2296-2309 - Daily Averages
Leakage Current - M2A - Ground Side
(04-Oct-2001 thru 16-Oct-2002) (277/2001 thru 289/2002)




Jan Apr Jul Oct
time (04-Oct-2001 to 17-Oct-2002)

Bartels Rotation 2296-2309 - Daily Averages
Leakage Current - M2A - High Voltage Side
(04-Oct-2001 thru 16-Oct-2002) (277/2001 thru 289/2002)




Jan Apr Jul Oct
time (04-Oct-2001 to 17-Oct-2002)

Bartels Rotation 2296-2309 – Daily Averages
Leakage Current – M1B – Ground Side
(04-Oct-2001 thru 16-Oct-2002) (277/2001 thru 289/2002)




Jan Apr Jul Oct
time (04-Oct-2001 to 17-Oct-2002)

Bartels Rotation 2296-2309 - Daily Averages
Leakage Current - M1B - High Voltage Side
(04-Oct-2001 thru 16-Oct-2002) (277/2001 thru 289/2002)




Jan Apr Jul Oct
time (04-Oct-2001 to 17-Oct-2002)

Bartels Rotation 2296-2309 - Daily Averages
Leakage Current - M2B - Ground Side
(04-Oct-2001 thru 16-Oct-2002) (277/2001 thru 289/2002)



Jan Apr Jul Oct
time (04-Oct-2001 to 17-Oct-2002)

Bartels Rotation 2296-2309 - Daily Averages
Leakage Current - M2B - High Voltage Side
(04-Oct-2001 thru 16-Oct-2002) (277/2001 thru 289/2002)



Jan Apr Jul Oct
time (04-Oct-2001 to 17-Oct-2002)