



Bartels Rotation 2309 – Daily Averages
Leakage Current – M1A – Ground Side
(20-Sep-2002 thru 16-Oct-2002) (263/2002 thru 289/2002)




Bartels Rotation 2309 – Daily Averages
Leakage Current – M1A – High Voltage Side
(20-Sep-2002 thru 16-Oct-2002) (263/2002 thru 289/2002)




21 26 Oct 1 6 11 16
time (20-Sep-2002 to 17-Oct-2002)

Bartels Rotation 2309 – Daily Averages
Leakage Current – M2A – Ground Side
(20-Sep-2002 thru 16-Oct-2002) (263/2002 thru 289/2002)




21 26 Oct 1 6 11 16
time (20-Sep-2002 to 17-Oct-2002)

Bartels Rotation 2309 – Daily Averages
Leakage Current – M2A – High Voltage Side
(20-Sep-2002 thru 16-Oct-2002) (263/2002 thru 289/2002)




Bartels Rotation 2309 – Daily Averages
Leakage Current – M1B – Ground Side
(20-Sep-2002 thru 16-Oct-2002) (263/2002 thru 289/2002)




21 26 Oct 1 6 11 16
time (20-Sep-2002 to 17-Oct-2002)

Bartels Rotation 2309 – Daily Averages
Leakage Current – M1B – High Voltage Side
(20-Sep-2002 thru 16-Oct-2002) (263/2002 thru 289/2002)




Bartels Rotation 2309 – Daily Averages
Leakage Current – M2B – Ground Side
(20-Sep-2002 thru 16-Oct-2002) (263/2002 thru 289/2002)



21 26 Oct 1 6 11 16
time (20-Sep-2002 to 17-Oct-2002)

Bartels Rotation 2309 – Daily Averages
Leakage Current – M2B – High Voltage Side
(20-Sep-2002 thru 16-Oct-2002) (263/2002 thru 289/2002)



21 26 Oct 1 6 11 16
time (20-Sep-2002 to 17-Oct-2002)