



Bartels Rotation 2297-2310 – Daily Averages
Leakage Current – M1A – Ground Side
(31-Oct-2001 thru 12-Nov-2002) (304/2001 thru 316/2002)




Jan Apr Jul Oct
time (31-Oct-2001 to 13-Nov-2002)

Bartels Rotation 2297-2310 – Daily Averages
Leakage Current – M1A – High Voltage Side
(31-Oct-2001 thru 12-Nov-2002) (304/2001 thru 316/2002)




Jan Apr Jul Oct
time (31-Oct-2001 to 13-Nov-2002)

Bartels Rotation 2297-2310 – Daily Averages
Leakage Current – M2A – Ground Side
(31-Oct-2001 thru 12-Nov-2002) (304/2001 thru 316/2002)




Jan Apr Jul Oct
time (31-Oct-2001 to 13-Nov-2002)

Bartels Rotation 2297-2310 - Daily Averages
Leakage Current - M2A - High Voltage Side
(31-Oct-2001 thru 12-Nov-2002) (304/2001 thru 316/2002)




Jan Apr Jul Oct
time (31-Oct-2001 to 13-Nov-2002)

Bartels Rotation 2297-2310 – Daily Averages
Leakage Current – M1B – Ground Side
(31-Oct-2001 thru 12-Nov-2002) (304/2001 thru 316/2002)




Jan Apr Jul Oct
time (31-Oct-2001 to 13-Nov-2002)

Bartels Rotation 2297-2310 - Daily Averages
Leakage Current - M1B - High Voltage Side
(31-Oct-2001 thru 12-Nov-2002) (304/2001 thru 316/2002)




Jan Apr Jul Oct
time (31-Oct-2001 to 13-Nov-2002)

Bartels Rotation 2297-2310 – Daily Averages
Leakage Current – M2B – Ground Side
(31-Oct-2001 thru 12-Nov-2002) (304/2001 thru 316/2002)



Jan Apr Jul Oct
time (31-Oct-2001 to 13-Nov-2002)

Bartels Rotation 2297-2310 – Daily Averages
Leakage Current – M2B – High Voltage Side
(31-Oct-2001 thru 12-Nov-2002) (304/2001 thru 316/2002)



Jan Apr Jul Oct
time (31-Oct-2001 to 13-Nov-2002)