




Bartels Rotation 2310 – Daily Averages
 Leakage Current – M1A – Ground Side
 (17-Oct-2002 thru 12-Nov-2002) (290/2002 thru 316/2002)



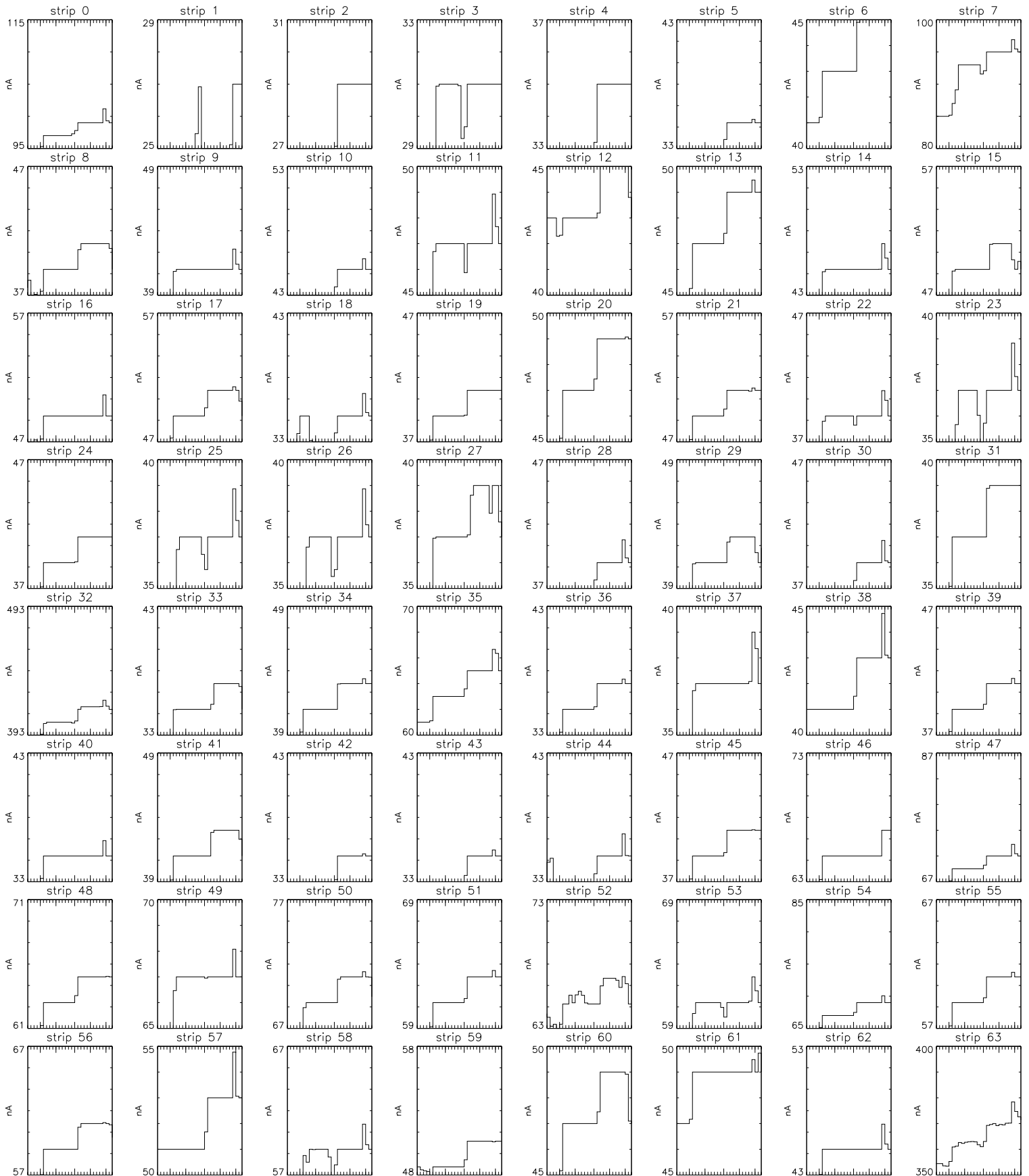
Bartels Rotation 2310 – Daily Averages
Leakage Current – M1A – High Voltage Side
(17-Oct-2002 thru 12-Nov-2002) (290/2002 thru 316/2002)



Bartels Rotation 2310 – Daily Averages
 Leakage Current – M2A – Ground Side
 (17-Oct-2002 thru 12-Nov-2002) (290/2002 thru 316/2002)




Bartels Rotation 2310 – Daily Averages
Leakage Current – M2A – High Voltage Side
(17-Oct-2002 thru 12-Nov-2002) (290/2002 thru 316/2002)




21 26 Nov 1 6 11 27
time (17-Oct-2002 to 13-Nov-2002)

Bartels Rotation 2310 – Daily Averages
 Leakage Current – M1B – Ground Side
 (17-Oct-2002 thru 12-Nov-2002) (290/2002 thru 316/2002)



time (17-Oct-2002 to 13-Nov-2002)


Bartels Rotation 2310 – Daily Averages
 Leakage Current – M1B – High Voltage Side
 (17-Oct-2002 thru 12-Nov-2002) (290/2002 thru 316/2002)



21 26 Nov 1 6 11


time (17-Oct-2002 to 13-Nov-2002)

Bartels Rotation 2310 – Daily Averages
Leakage Current – M2B – Ground Side
(17-Oct-2002 thru 12-Nov-2002) (290/2002 thru 316/2002)



21 26 Nov 1 6 11
time (17-Oct-2002 to 13-Nov-2002)

Bartels Rotation 2310 – Daily Averages
 Leakage Current – M2B – High Voltage Side
 (17-Oct-2002 thru 12-Nov-2002) (290/2002 thru 316/2002)



time (17-Oct-2002 to 13-Nov-2002)