



Bartels Rotation 2303-2316 – Daily Averages
Leakage Current – M1A – Ground Side
(11-Apr-2002 thru 23-Apr-2003) (101/2002 thru 113/2003)




Jul Oct Jan Apr
time (11-Apr-2002 to 24-Apr-2003)

Bartels Rotation 2303-2316 - Daily Averages
Leakage Current - M1A - High Voltage Side
(11-Apr-2002 thru 23-Apr-2003) (101/2002 thru 113/2003)



Jul Oct Jan Apr
time (11-Apr-2002 to 24-Apr-2003)


Bartels Rotation 2303-2316 – Daily Averages
Leakage Current – M2A – Ground Side
(11-Apr-2002 thru 23-Apr-2003) (101/2002 thru 113/2003)



Jul Oct Jan Apr


time (11-Apr-2002 to 24-Apr-2003)

Bartels Rotation 2303-2316 - Daily Averages
Leakage Current - M2A - High Voltage Side
(11-Apr-2002 thru 23-Apr-2003) (101/2002 thru 113/2003)




Jul Oct Jan Apr
time (11-Apr-2002 to 24-Apr-2003)

Bartels Rotation 2303-2316 - Daily Averages
Leakage Current - M1B - Ground Side
(11-Apr-2002 thru 23-Apr-2003) (101/2002 thru 113/2003)




time (11-Apr-2002 to 24-Apr-2003)

Bartels Rotation 2303-2316 - Daily Averages
Leakage Current - M1B - High Voltage Side
(11-Apr-2002 thru 23-Apr-2003) (101/2002 thru 113/2003)



Jul Oct Jan Apr
time (11-Apr-2002 to 24-Apr-2003)


Bartels Rotation 2303-2316 - Daily Averages
Leakage Current - M2B - Ground Side
(11-Apr-2002 thru 23-Apr-2003) (101/2002 thru 113/2003)



Jul Oct Jan Apr

time (11-Apr-2002 to 24-Apr-2003)

Bartels Rotation 2303-2316 - Daily Averages
Leakage Current - M2B - High Voltage Side
(11-Apr-2002 thru 23-Apr-2003) (101/2002 thru 113/2003)



Jul Oct Jan Apr
time (11-Apr-2002 to 24-Apr-2003)