



Bartels Rotation 2306-2319 - Daily Averages
Leakage Current - M1A - Ground Side
(01-Jul-2002 thru 13-Jul-2003) (182/2002 thru 194/2003)




Jul Oct Jan Apr Jul
time (01-Jul-2002 to 14-Jul-2003)

Bartels Rotation 2306-2319 - Daily Averages
Leakage Current - M1A - High Voltage Side
(01-Jul-2002 thru 13-Jul-2003) (182/2002 thru 194/2003)




Jul Oct Jan Apr Jul
time (01-Jul-2002 to 14-Jul-2003)

Bartels Rotation 2306-2319 - Daily Averages
Leakage Current - M2A - Ground Side
(01-Jul-2002 thru 13-Jul-2003) (182/2002 thru 194/2003)




Jul Oct Jan Apr Jul
time (01-Jul-2002 to 14-Jul-2003)

Bartels Rotation 2306-2319 - Daily Averages
Leakage Current - M2A - High Voltage Side
(01-Jul-2002 thru 13-Jul-2003) (182/2002 thru 194/2003)




Jul Oct Jan Apr Jul
time (01-Jul-2002 to 14-Jul-2003)

Bartels Rotation 2306-2319 - Daily Averages
Leakage Current - M1B - Ground Side
(01-Jul-2002 thru 13-Jul-2003) (182/2002 thru 194/2003)




Jul Oct Jan Apr Jul
time (01-Jul-2002 to 14-Jul-2003)

Bartels Rotation 2306-2319 - Daily Averages
Leakage Current - M1B - High Voltage Side
(01-Jul-2002 thru 13-Jul-2003) (182/2002 thru 194/2003)



Jul Oct Jan Apr Jul
time (01-Jul-2002 to 14-Jul-2003)

Bartels Rotation 2306–2319 – Daily Averages
Leakage Current – M2B – Ground Side
(01–Jul–2002 thru 13–Jul–2003) (182/2002 thru 194/2003)



Bartels Rotation 2306-2319 - Daily Averages
Leakage Current - M2B - High Voltage Side
(01-Jul-2002 thru 13-Jul-2003) (182/2002 thru 194/2003)

