


Bartels Rotation 2310-2323 – Daily Averages  
Leakage Current – M1A – Ground Side  
(17-Oct-2002 thru 29-Oct-2003) (290/2002 thru 302/2003)



Jan


Apr

Jul

Oct


time (17-Oct-2002 to 30-Oct-2003)

Bartels Rotation 2310-2323 - Daily Averages  
Leakage Current - M1A - High Voltage Side  
(17-Oct-2002 thru 29-Oct-2003) (290/2002 thru 302/2003)




Jan Apr Jul Oct  
time (17-Oct-2002 to 30-Oct-2003)

Bartels Rotation 2310-2323 – Daily Averages  
Leakage Current – M2A – Ground Side  
(17-Oct-2002 thru 29-Oct-2003) (290/2002 thru 302/2003)




Jan Apr Jul Oct  
time (17-Oct-2002 to 30-Oct-2003)

Bartels Rotation 2310-2323 - Daily Averages  
Leakage Current - M2A - High Voltage Side  
(17-Oct-2002 thru 29-Oct-2003) (290/2002 thru 302/2003)




Jan Apr Jul Oct  
time (17-Oct-2002 to 30-Oct-2003)

Bartels Rotation 2310-2323 – Daily Averages  
Leakage Current – M1B – Ground Side  
(17-Oct-2002 thru 29-Oct-2003) (290/2002 thru 302/2003)




Jan Apr Jul Oct  
time (17-Oct-2002 to 30-Oct-2003)

Bartels Rotation 2310-2323 - Daily Averages  
Leakage Current - M1B - High Voltage Side  
(17-Oct-2002 thru 29-Oct-2003) (290/2002 thru 302/2003)




Jan Apr Jul Oct  
time (17-Oct-2002 to 30-Oct-2003)

Bartels Rotation 2310–2323 – Daily Averages  
Leakage Current – M2B – Ground Side  
(17–Oct–2002 thru 29–Oct–2003) (290/2002 thru 302/2003)



Jan Apr Jul Oct  
time (17–Oct–2002 to 30–Oct–2003)

Bartels Rotation 2310-2323 – Daily Averages  
Leakage Current – M2B – High Voltage Side  
(17-Oct-2002 thru 29-Oct-2003) (290/2002 thru 302/2003)



Jan Apr Jul Oct

time (17-Oct-2002 to 30-Oct-2003)