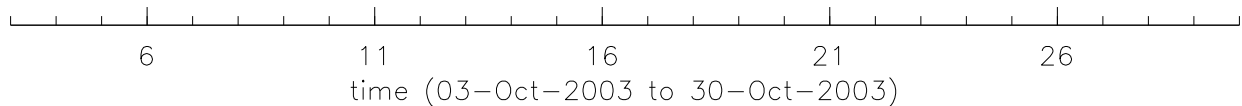




Bartels Rotation 2323 – Daily Averages
Leakage Current – M1A – Ground Side
(03-Oct-2003 thru 29-Oct-2003) (276/2003 thru 302/2003)




Bartels Rotation 2323 – Daily Averages
Leakage Current – M1A – High Voltage Side
(03-Oct-2003 thru 29-Oct-2003) (276/2003 thru 302/2003)




6 11 16 21 26
time (03-Oct-2003 to 30-Oct-2003)

Bartels Rotation 2323 – Daily Averages
Leakage Current – M2A – Ground Side
(03-Oct-2003 thru 29-Oct-2003) (276/2003 thru 302/2003)



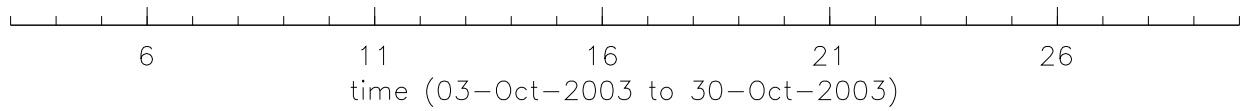

6 11 16 21 26
time (03-Oct-2003 to 30-Oct-2003)

Bartels Rotation 2323 – Daily Averages
Leakage Current – M2A – High Voltage Side
(03-Oct-2003 thru 29-Oct-2003) (276/2003 thru 302/2003)




6 11 16 21 26
time (03-Oct-2003 to 30-Oct-2003)


Bartels Rotation 2323 – Daily Averages
 Leakage Current – M1B – Ground Side
 (03-Oct-2003 thru 29-Oct-2003) (276/2003 thru 302/2003)




Bartels Rotation 2323 – Daily Averages
Leakage Current – M1B – High Voltage Side
(03-Oct-2003 thru 29-Oct-2003) (276/2003 thru 302/2003)



Bartels Rotation 2323 – Daily Averages
Leakage Current – M2B – Ground Side
(03-Oct-2003 thru 29-Oct-2003) (276/2003 thru 302/2003)



Bartels Rotation 2323 – Daily Averages
Leakage Current – M2B – High Voltage Side
(03-Oct-2003 thru 29-Oct-2003) (276/2003 thru 302/2003)



6 11 16 21 26
time (03-Oct-2003 to 30-Oct-2003)