



Bartels Rotation 2311-2324 – Daily Averages
Leakage Current – M1A – Ground Side
(13-Nov-2002 thru 25-Nov-2003) (317/2002 thru 329/2003)




Jan Apr Jul Oct
time (13-Nov-2002 to 26-Nov-2003)

Bartels Rotation 2311-2324 – Daily Averages
Leakage Current – M1A – High Voltage Side
(13-Nov-2002 thru 25-Nov-2003) (317/2002 thru 329/2003)




Jan Apr Jul Oct
time (13-Nov-2002 to 26-Nov-2003)

Bartels Rotation 2311-2324 - Daily Averages
Leakage Current - M2A - Ground Side
(13-Nov-2002 thru 25-Nov-2003) (317/2002 thru 329/2003)




Jan Apr Jul Oct
time (13-Nov-2002 to 26-Nov-2003)

Bartels Rotation 2311-2324 - Daily Averages
Leakage Current - M2A - High Voltage Side
(13-Nov-2002 thru 25-Nov-2003) (317/2002 thru 329/2003)




Jan Apr Jul Oct
time (13-Nov-2002 to 26-Nov-2003)

Bartels Rotation 2311-2324 – Daily Averages
Leakage Current – M1B – Ground Side
(13-Nov-2002 thru 25-Nov-2003) (317/2002 thru 329/2003)




Jan Apr Jul Oct
time (13-Nov-2002 to 26-Nov-2003)

Bartels Rotation 2311-2324 – Daily Averages
Leakage Current – M1B – High Voltage Side
(13-Nov-2002 thru 25-Nov-2003) (317/2002 thru 329/2003)




Jan Apr Jul Oct
time (13-Nov-2002 to 26-Nov-2003)

Bartels Rotation 2311-2324 – Daily Averages
Leakage Current – M2B – Ground Side
(13-Nov-2002 thru 25-Nov-2003) (317/2002 thru 329/2003)



Jan Apr Jul Oct
time (13-Nov-2002 to 26-Nov-2003)

Bartels Rotation 2311-2324 – Daily Averages
Leakage Current – M2B – High Voltage Side
(13-Nov-2002 thru 25-Nov-2003) (317/2002 thru 329/2003)



Jan Apr Jul Oct
time (13-Nov-2002 to 26-Nov-2003)