


Bartels Rotation 2315-2328 - Daily Averages
Leakage Current - M1A - Ground Side
(01-Mar-2003 thru 12-Mar-2004) (060/2003 thru 072/2004)



Apr


Jul

Oct

Jan


time (01-Mar-2003 to 13-Mar-2004)

Bartels Rotation 2315-2328 - Daily Averages
Leakage Current - M1A - High Voltage Side
(01-Mar-2003 thru 12-Mar-2004) (060/2003 thru 072/2004)



Apr Jul Oct Jan
time (01-Mar-2003 to 13-Mar-2004)

Bartels Rotation 2315-2328 - Daily Averages
Leakage Current - M2A - Ground Side
(01-Mar-2003 thru 12-Mar-2004) (060/2003 thru 072/2004)



Apr


Jul

Oct

Jan


time (01-Mar-2003 to 13-Mar-2004)

Bartels Rotation 2315-2328 - Daily Averages
Leakage Current - M2A - High Voltage Side
(01-Mar-2003 thru 12-Mar-2004) (060/2003 thru 072/2004)




Apr Jul Oct Jan
time (01-Mar-2003 to 13-Mar-2004)


Bartels Rotation 2315–2328 – Daily Averages
Leakage Current – M1B – Ground Side
(01–Mar–2003 thru 12–Mar–2004) (060/2003 thru 072/2004)



Bartels Rotation 2315-2328 - Daily Averages
Leakage Current - M1B - High Voltage Side
(01-Mar-2003 thru 12-Mar-2004) (060/2003 thru 072/2004)



Bartels Rotation 2315–2328 – Daily Averages
Leakage Current – M2B – Ground Side
(01–Mar–2003 thru 12–Mar–2004) (060/2003 thru 072/2004)



Apr

Jul

Oct

Jan

time (01–Mar–2003 to 13–Mar–2004)

Bartels Rotation 2315-2328 - Daily Averages
Leakage Current - M2B - High Voltage Side
(01-Mar-2003 thru 12-Mar-2004) (060/2003 thru 072/2004)

