



Bartels Rotation 2320-2333 - Daily Averages  
Leakage Current - M1A - Ground Side  
(14-Jul-2003 thru 25-Jul-2004) (195/2003 thru 207/2004)



Oct Jan Apr Jul  
time (14-Jul-2003 to 26-Jul-2004)

Bartels Rotation 2320-2333 - Daily Averages  
Leakage Current - M1A - High Voltage Side  
(14-Jul-2003 thru 25-Jul-2004) (195/2003 thru 207/2004)



Oct


Jan

Apr

Jul


time (14-Jul-2003 to 26-Jul-2004)

Bartels Rotation 2320-2333 - Daily Averages  
Leakage Current - M2A - Ground Side  
(14-Jul-2003 thru 25-Jul-2004) (195/2003 thru 207/2004)




Oct Jan Apr Jul  
time (14-Jul-2003 to 26-Jul-2004)

Bartels Rotation 2320-2333 - Daily Averages  
Leakage Current - M2A - High Voltage Side  
(14-Jul-2003 thru 25-Jul-2004) (195/2003 thru 207/2004)




Oct Jan Apr Jul  
time (14-Jul-2003 to 26-Jul-2004)

Bartels Rotation 2320-2333 – Daily Averages  
Leakage Current – M1B – Ground Side  
(14-Jul-2003 thru 25-Jul-2004) (195/2003 thru 207/2004)




Oct Jan Apr Jul  
time (14-Jul-2003 to 26-Jul-2004)

Bartels Rotation 2320-2333 - Daily Averages  
Leakage Current - M1B - High Voltage Side  
(14-Jul-2003 thru 25-Jul-2004) (195/2003 thru 207/2004)




Oct Jan Apr Jul  
time (14-Jul-2003 to 26-Jul-2004)

Bartels Rotation 2320-2333 – Daily Averages  
Leakage Current – M2B – Ground Side  
(14-Jul-2003 thru 25-Jul-2004) (195/2003 thru 207/2004)



Oct Jan Apr Jul  
time (14-Jul-2003 to 26-Jul-2004)

Bartels Rotation 2320-2333 - Daily Averages  
Leakage Current - M2B - High Voltage Side  
(14-Jul-2003 thru 25-Jul-2004) (195/2003 thru 207/2004)



Oct Jan Apr Jul  
time (14-Jul-2003 to 26-Jul-2004)