



Bartels Rotation 2323-2336 – Daily Averages
Leakage Current – M1A – Ground Side
(03-Oct-2003 thru 14-Oct-2004) (276/2003 thru 288/2004)




Jan Apr Jul Oct
time (03-Oct-2003 to 15-Oct-2004)

Bartels Rotation 2323-2336 – Daily Averages
Leakage Current – M1A – High Voltage Side
(03-Oct-2003 thru 14-Oct-2004) (276/2003 thru 288/2004)




Jan Apr Jul Oct
time (03-Oct-2003 to 15-Oct-2004)

Bartels Rotation 2323–2336 – Daily Averages
Leakage Current – M2A – Ground Side
(03–Oct–2003 thru 14–Oct–2004) (276/2003 thru 288/2004)




Jan Apr Jul Oct
time (03–Oct–2003 to 15–Oct–2004)

Bartels Rotation 2323-2336 – Daily Averages
Leakage Current – M2A – High Voltage Side
(03-Oct-2003 thru 14-Oct-2004) (276/2003 thru 288/2004)




Jan Apr Jul Oct
time (03-Oct-2003 to 15-Oct-2004)

Bartels Rotation 2323-2336 - Daily Averages
Leakage Current - M1B - Ground Side
(03-Oct-2003 thru 14-Oct-2004) (276/2003 thru 288/2004)




Jan Apr Jul Oct
time (03-Oct-2003 to 15-Oct-2004)

Bartels Rotation 2323-2336 – Daily Averages
Leakage Current – M1B – High Voltage Side
(03-Oct-2003 thru 14-Oct-2004) (276/2003 thru 288/2004)




Jan Apr Jul Oct
time (03-Oct-2003 to 15-Oct-2004)

Bartels Rotation 2323–2336 – Daily Averages
Leakage Current – M2B – Ground Side
(03–Oct–2003 thru 14–Oct–2004) (276/2003 thru 288/2004)



Jan Apr Jul Oct
time (03–Oct–2003 to 15–Oct–2004)

Bartels Rotation 2323-2336 - Daily Averages
Leakage Current - M2B - High Voltage Side
(03-Oct-2003 thru 14-Oct-2004) (276/2003 thru 288/2004)



Jan Apr Jul Oct
time (03-Oct-2003 to 15-Oct-2004)