



Bartels Rotation 2340 – Daily Averages  
Leakage Current – M1A – Ground Side  
(04-Jan-2005 thru 30-Jan-2005) (004/2005 thru 030/2005)




6 11 16 21 26 31  
time (04-Jan-2005 to 31-Jan-2005)

Bartels Rotation 2340 – Daily Averages  
Leakage Current – M1A – High Voltage Side  
(04-Jan-2005 thru 30-Jan-2005) (004/2005 thru 030/2005)




6 11 16 21 26 31  
time (04-Jan-2005 to 31-Jan-2005)

Bartels Rotation 2340 – Daily Averages  
Leakage Current – M2A – Ground Side  
(04-Jan-2005 thru 30-Jan-2005) (004/2005 thru 030/2005)




6 11 16 21 26 31  
time (04-Jan-2005 to 31-Jan-2005)

Bartels Rotation 2340 – Daily Averages  
Leakage Current – M2A – High Voltage Side  
(04-Jan-2005 thru 30-Jan-2005) (004/2005 thru 030/2005)

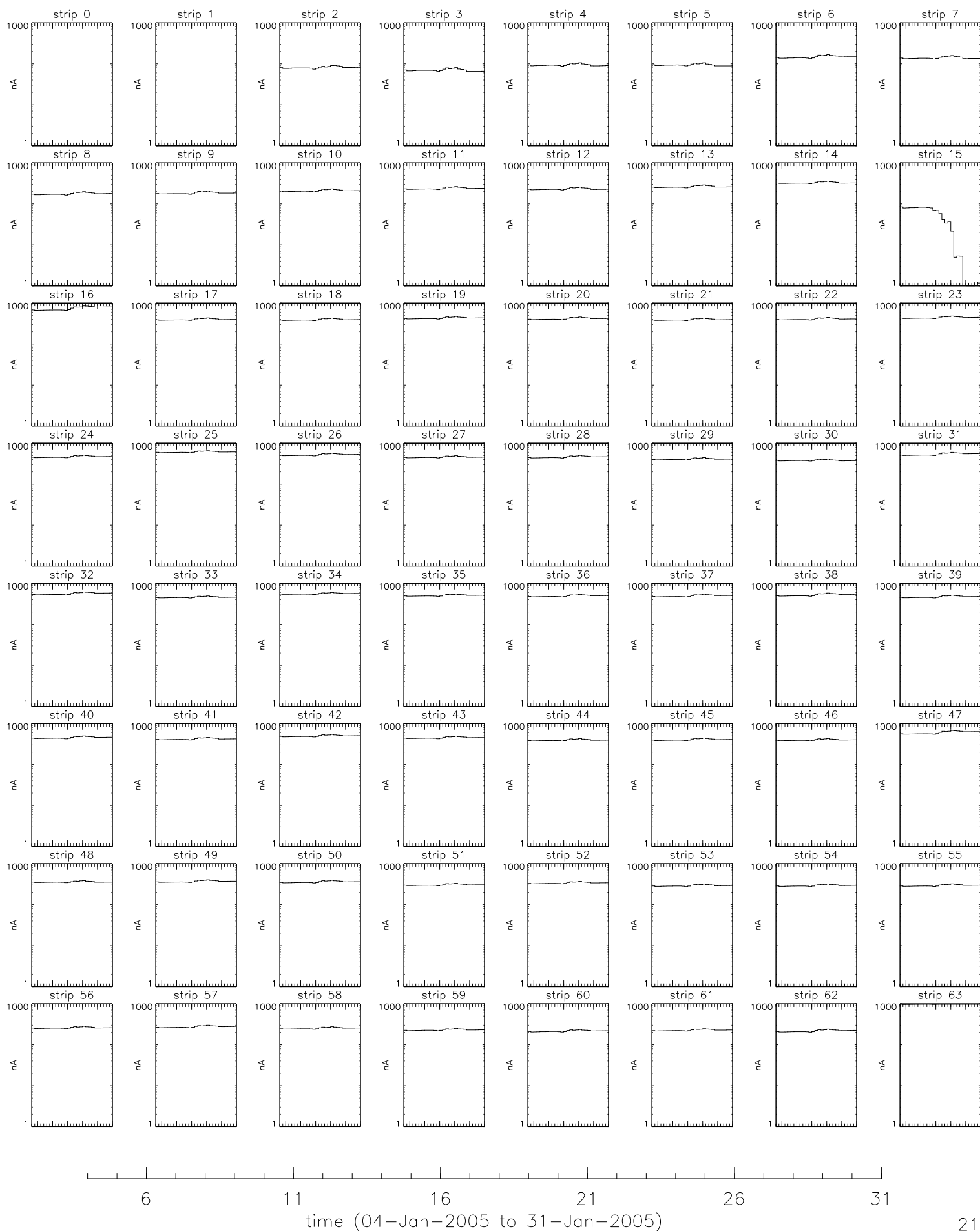


Bartels Rotation 2340 – Daily Averages  
Leakage Current – M1B – Ground Side  
(04-Jan-2005 thru 30-Jan-2005) (004/2005 thru 030/2005)




6 11 16 21 26 31  
time (04-Jan-2005 to 31-Jan-2005)

Bartels Rotation 2340 – Daily Averages  
Leakage Current – M1B – High Voltage Side  
(04-Jan-2005 thru 30-Jan-2005) (004/2005 thru 030/2005)




Bartels Rotation 2340 – Daily Averages  
Leakage Current – M2B – Ground Side  
(04-Jan-2005 thru 30-Jan-2005) (004/2005 thru 030/2005)



6 11 16 21 26 31  
time (04-Jan-2005 to 31-Jan-2005)

Bartels Rotation 2340 – Daily Averages  
Leakage Current – M2B – High Voltage Side  
(04-Jan-2005 thru 30-Jan-2005) (004/2005 thru 030/2005)



6 11 16 21 26 31  
time (04-Jan-2005 to 31-Jan-2005)