



Bartels Rotation 2337-2350 – Daily Averages
Leakage Current – M1A – Ground Side
(15-Oct-2004 thru 27-Oct-2005) (289/2004 thru 300/2005)



Jan Apr Jul Oct
time (15-Oct-2004 to 28-Oct-2005)


Bartels Rotation 2337-2350 - Daily Averages
Leakage Current - M1A - High Voltage Side
(15-Oct-2004 thru 27-Oct-2005) (289/2004 thru 300/2005)



Jan Apr Jul Oct


time (15-Oct-2004 to 28-Oct-2005)

Bartels Rotation 2337-2350 – Daily Averages
Leakage Current – M2A – Ground Side
(15-Oct-2004 thru 27-Oct-2005) (289/2004 thru 300/2005)




Jan Apr Jul Oct
time (15-Oct-2004 to 28-Oct-2005)

Bartels Rotation 2337-2350 - Daily Averages
Leakage Current - M2A - High Voltage Side
(15-Oct-2004 thru 27-Oct-2005) (289/2004 thru 300/2005)




Jan Apr Jul Oct
time (15-Oct-2004 to 28-Oct-2005)

Bartels Rotation 2337-2350 – Daily Averages
Leakage Current – M1B – Ground Side
(15-Oct-2004 thru 27-Oct-2005) (289/2004 thru 300/2005)




Jan Apr Jul Oct
time (15-Oct-2004 to 28-Oct-2005)

Bartels Rotation 2337-2350 – Daily Averages
Leakage Current – M1B – High Voltage Side
(15-Oct-2004 thru 27-Oct-2005) (289/2004 thru 300/2005)




Jan Apr Jul Oct
time (15-Oct-2004 to 28-Oct-2005)

Bartels Rotation 2337-2350 – Daily Averages
Leakage Current – M2B – Ground Side
(15-Oct-2004 thru 27-Oct-2005) (289/2004 thru 300/2005)



Jan Apr Jul Oct
time (15-Oct-2004 to 28-Oct-2005)

Bartels Rotation 2337-2350 - Daily Averages
Leakage Current - M2B - High Voltage Side
(15-Oct-2004 thru 27-Oct-2005) (289/2004 thru 300/2005)



Jan Apr Jul Oct
time (15-Oct-2004 to 28-Oct-2005)