



Bartels Rotation 2350 – Daily Averages  
Leakage Current – M1A – Ground Side  
(01-Oct-2005 thru 27-Oct-2005) (274/2005 thru 300/2005)




Bartels Rotation 2350 – Daily Averages  
Leakage Current – M1A – High Voltage Side  
(01-Oct-2005 thru 27-Oct-2005) (274/2005 thru 300/2005)






Bartels Rotation 2350 – Daily Averages  
Leakage Current – M2A – High Voltage Side  
(01-Oct-2005 thru 27-Oct-2005) (274/2005 thru 300/2005)



Oct 1                      6                      11                      16                      21                      26


time (01-Oct-2005 to 28-Oct-2005)

Bartels Rotation 2350 – Daily Averages  
Leakage Current – M1B – Ground Side  
(01-Oct-2005 thru 27-Oct-2005) (274/2005 thru 300/2005)




Oct 1 6 11 16 21 26 28  
time (01-Oct-2005 to 28-Oct-2005)

Bartels Rotation 2350 – Daily Averages  
Leakage Current – M1B – High Voltage Side  
(01-Oct-2005 thru 27-Oct-2005) (274/2005 thru 300/2005)




Bartels Rotation 2350 – Daily Averages  
Leakage Current – M2B – Ground Side  
(01-Oct-2005 thru 27-Oct-2005) (274/2005 thru 300/2005)



Oct 1                      6                      11                      16                      21                      26

time (01-Oct-2005 to 28-Oct-2005)

Bartels Rotation 2350 – Daily Averages  
Leakage Current – M2B – High Voltage Side  
(01-Oct-2005 thru 27-Oct-2005) (274/2005 thru 300/2005)



Oct 1                      6                      11                      16                      21                      26

time (01-Oct-2005 to 28-Oct-2005)