



Bartels Rotation 2339-2352 - Daily Averages
Leakage Current - M1A - Ground Side
(08-Dec-2004 thru 20-Dec-2005) (343/2004 thru 354/2005)



Jan Apr Jul Oct
time (08-Dec-2004 to 21-Dec-2005)

Bartels Rotation 2339-2352 - Daily Averages
Leakage Current - M1A - High Voltage Side
(08-Dec-2004 thru 20-Dec-2005) (343/2004 thru 354/2005)



Jan


Apr

Jul

Oct

time (08-Dec-2004 to 21-Dec-2005)

Bartels Rotation 2339-2352 – Daily Averages
Leakage Current – M2A – Ground Side
(08-Dec-2004 thru 20-Dec-2005) (343/2004 thru 354/2005)



Jan


Apr

Jul

Oct

time (08-Dec-2004 to 21-Dec-2005)

Bartels Rotation 2339-2352 - Daily Averages
Leakage Current - M2A - High Voltage Side
(08-Dec-2004 thru 20-Dec-2005) (343/2004 thru 354/2005)



Jan


Apr

Jul

Oct

time (08-Dec-2004 to 21-Dec-2005)

Bartels Rotation 2339-2352 - Daily Averages
Leakage Current - M1B - Ground Side
(08-Dec-2004 thru 20-Dec-2005) (343/2004 thru 354/2005)



Jan

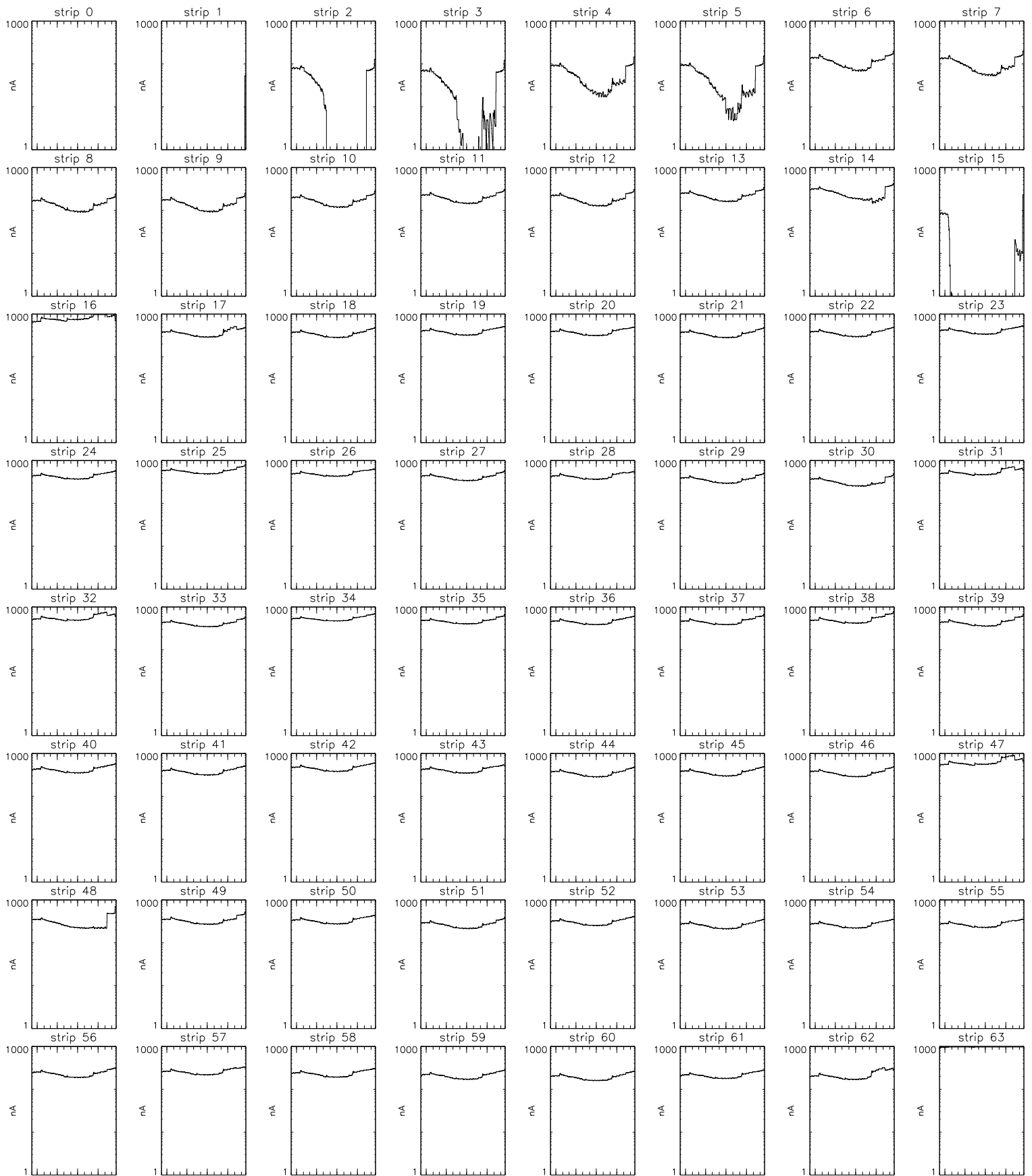
Apr

Jul

Oct

time (08-Dec-2004 to 21-Dec-2005)

Bartels Rotation 2339-2352 - Daily Averages
Leakage Current - M1B - High Voltage Side
(08-Dec-2004 thru 20-Dec-2005) (343/2004 thru 354/2005)



Jan


Apr

Jul

Oct

time (08-Dec-2004 to 21-Dec-2005)

Bartels Rotation 2339-2352 – Daily Averages
Leakage Current – M2B – Ground Side
(08-Dec-2004 thru 20-Dec-2005) (343/2004 thru 354/2005)



Jan


Apr

Jul

Oct

time (08-Dec-2004 to 21-Dec-2005)

Bartels Rotation 2339-2352 – Daily Averages
 Leakage Current – M2B – High Voltage Side
 (08-Dec-2004 thru 20-Dec-2005) (343/2004 thru 354/2005)



Jan

Apr

Jul

Oct

time (08-Dec-2004 to 21-Dec-2005)