



Bartels Rotation 2340-2353 – Daily Averages
Leakage Current – M1A – Ground Side
(04-Jan-2005 thru 16-Jan-2006) (004/2005 thru 016/2006)




Apr Jul Oct Jan
time (04-Jan-2005 to 17-Jan-2006)

Bartels Rotation 2340-2353 - Daily Averages
Leakage Current - M1A - High Voltage Side
(04-Jan-2005 thru 16-Jan-2006) (004/2005 thru 016/2006)




Apr Jul Oct Jan
time (04-Jan-2005 to 17-Jan-2006)

Bartels Rotation 2340-2353 - Daily Averages
Leakage Current - M2A - Ground Side
(04-Jan-2005 thru 16-Jan-2006) (004/2005 thru 016/2006)




Apr Jul Oct Jan
time (04-Jan-2005 to 17-Jan-2006)

Bartels Rotation 2340-2353 - Daily Averages
Leakage Current - M2A - High Voltage Side
(04-Jan-2005 thru 16-Jan-2006) (004/2005 thru 016/2006)



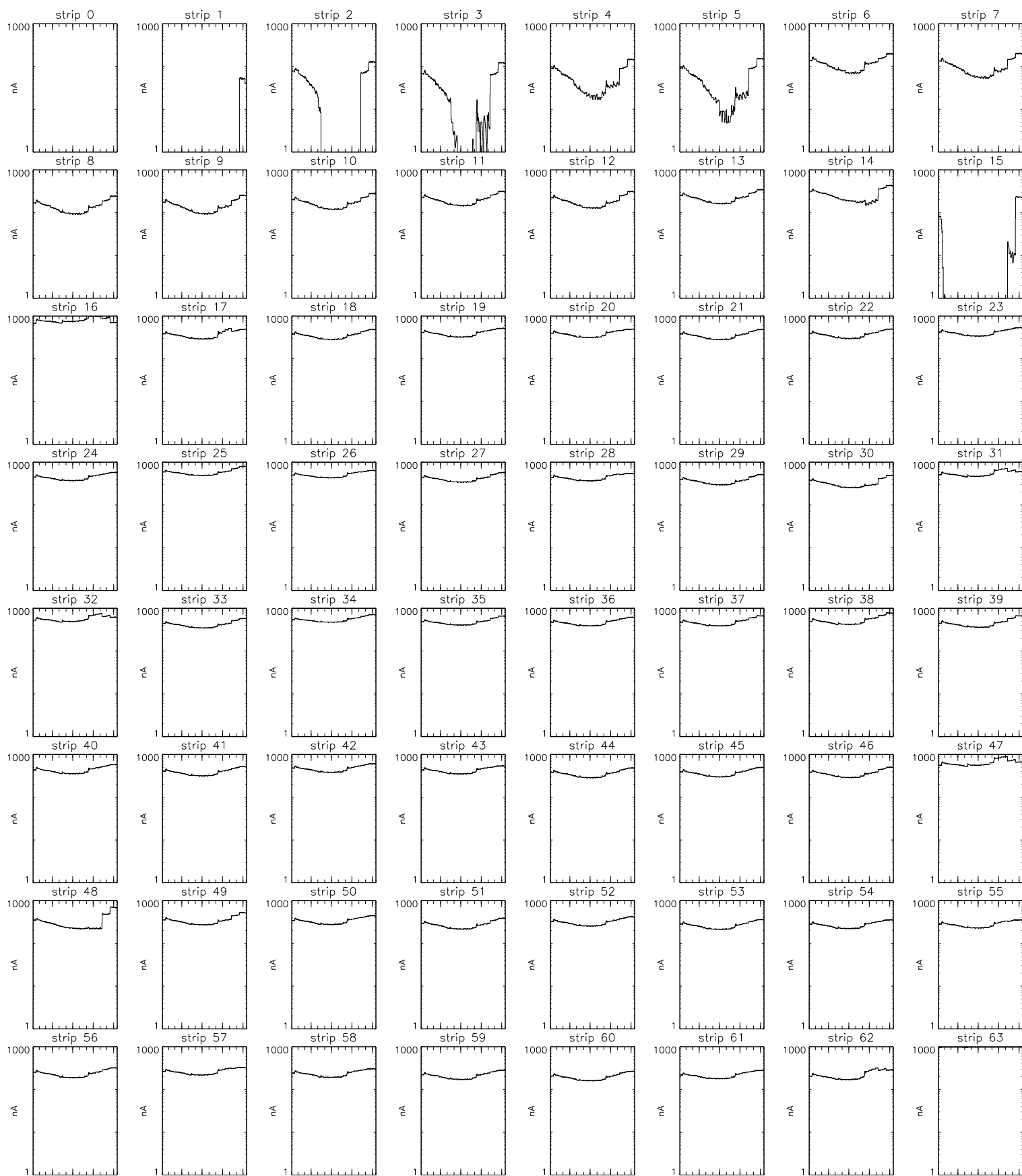
Apr Jul Oct Jan
time (04-Jan-2005 to 17-Jan-2006)

Bartels Rotation 2340–2353 – Daily Averages
Leakage Current – M1B – Ground Side
(04-Jan-2005 thru 16-Jan-2006) (004/2005 thru 016/2006)




Apr Jul Oct Jan
time (04-Jan-2005 to 17-Jan-2006)

Bartels Rotation 2340-2353 – Daily Averages
Leakage Current – M1B – High Voltage Side
(04-Jan-2005 thru 16-Jan-2006) (004/2005 thru 016/2006)




Apr Jul Oct Jan
time (04-Jan-2005 to 17-Jan-2006)

Bartels Rotation 2340-2353 – Daily Averages
Leakage Current – M2B – Ground Side
(04-Jan-2005 thru 16-Jan-2006) (004/2005 thru 016/2006)



Apr Jul Oct Jan
time (04-Jan-2005 to 17-Jan-2006)

Bartels Rotation 2340-2353 - Daily Averages
Leakage Current - M2B - High Voltage Side
(04-Jan-2005 thru 16-Jan-2006) (004/2005 thru 016/2006)



Apr Jul Oct Jan
time (04-Jan-2005 to 17-Jan-2006)