


Bartels Rotation 2347-2360 - Daily Averages  
Leakage Current - M1A - Ground Side  
(12-Jul-2005 thru 24-Jul-2006) (193/2005 thru 205/2006)



Oct


Jan

Apr

Jul


time (12-Jul-2005 to 25-Jul-2006)

Bartels Rotation 2347-2360 – Daily Averages  
Leakage Current – M1A – High Voltage Side  
(12-Jul-2005 thru 24-Jul-2006) (193/2005 thru 205/2006)




Oct Jan Apr Jul  
time (12-Jul-2005 to 25-Jul-2006)

Bartels Rotation 2347-2360 – Daily Averages  
Leakage Current – M2A – Ground Side  
(12-Jul-2005 thru 24-Jul-2006) (193/2005 thru 205/2006)




Oct Jan Apr Jul  
time (12-Jul-2005 to 25-Jul-2006)

Bartels Rotation 2347-2360 - Daily Averages  
Leakage Current - M2A - High Voltage Side  
(12-Jul-2005 thru 24-Jul-2006) (193/2005 thru 205/2006)




Oct Jan Apr Jul  
time (12-Jul-2005 to 25-Jul-2006)

Bartels Rotation 2347-2360 – Daily Averages  
Leakage Current – M1B – Ground Side  
(12-Jul-2005 thru 24-Jul-2006) (193/2005 thru 205/2006)



Oct Jan Apr Jul  
time (12-Jul-2005 to 25-Jul-2006)

Bartels Rotation 2347-2360 – Daily Averages  
Leakage Current – M1B – High Voltage Side  
(12-Jul-2005 thru 24-Jul-2006) (193/2005 thru 205/2006)



Oct


Jan

Apr

Jul


time (12-Jul-2005 to 25-Jul-2006)

Bartels Rotation 2347-2360 – Daily Averages  
 Leakage Current – M2B – Ground Side  
 (12-Jul-2005 thru 24-Jul-2006) (193/2005 thru 205/2006)



Oct Jan Apr Jul  
 time (12-Jul-2005 to 25-Jul-2006)

Bartels Rotation 2347-2360 - Daily Averages  
Leakage Current - M2B - High Voltage Side  
(12-Jul-2005 thru 24-Jul-2006) (193/2005 thru 205/2006)



Oct Jan Apr Jul  
time (12-Jul-2005 to 25-Jul-2006)