




Bartels Rotation 2375 – Daily Averages  
Leakage Current – M1A – Ground Side  
(07-Aug-2007 thru 02-Sep-2007) (219/2007 thru 245/2007)




Bartels Rotation 2375 – Daily Averages  
Leakage Current – M1A – High Voltage Side  
(07-Aug-2007 thru 02-Sep-2007) (219/2007 thru 245/2007)



Bartels Rotation 2375 – Daily Averages  
Leakage Current – M2A – Ground Side  
(07-Aug-2007 thru 02-Sep-2007) (219/2007 thru 245/2007)




Bartels Rotation 2375 – Daily Averages  
Leakage Current – M2A – High Voltage Side  
(07-Aug-2007 thru 02-Sep-2007) (219/2007 thru 245/2007)




11 16 21 26 Sep 1  
time (07-Aug-2007 to 03-Sep-2007)

Bartels Rotation 2375 – Daily Averages  
Leakage Current – M1B – Ground Side  
(07-Aug-2007 thru 02-Sep-2007) (219/2007 thru 245/2007)




Bartels Rotation 2375 – Daily Averages  
Leakage Current – M1B – High Voltage Side  
(07-Aug-2007 thru 02-Sep-2007) (219/2007 thru 245/2007)



time (07-Aug-2007 to 03-Sep-2007)

Bartels Rotation 2375 – Daily Averages  
Leakage Current – M2B – Ground Side  
(07-Aug-2007 thru 02-Sep-2007) (219/2007 thru 245/2007)



Bartels Rotation 2375 – Daily Averages  
Leakage Current – M2B – High Voltage Side  
(07-Aug-2007 thru 02-Sep-2007) (219/2007 thru 245/2007)

