



Bartels Rotation 2365–2378 – Daily Averages  
Leakage Current – M1A – Ground Side  
(10–Nov–2006 thru 22–Nov–2007) (314/2006 thru 326/2007)




Jan Apr Jul Oct  
time (10–Nov–2006 to 23–Nov–2007)

Bartels Rotation 2365-2378 - Daily Averages  
Leakage Current - M1A - High Voltage Side  
(10-Nov-2006 thru 22-Nov-2007) (314/2006 thru 326/2007)




Jan Apr Jul Oct  
time (10-Nov-2006 to 23-Nov-2007)

Bartels Rotation 2365-2378 - Daily Averages  
Leakage Current - M2A - Ground Side  
(10-Nov-2006 thru 22-Nov-2007) (314/2006 thru 326/2007)




Jan Apr Jul Oct  
time (10-Nov-2006 to 23-Nov-2007)

Bartels Rotation 2365-2378 - Daily Averages  
Leakage Current - M2A - High Voltage Side  
(10-Nov-2006 thru 22-Nov-2007) (314/2006 thru 326/2007)




Jan Apr Jul Oct  
time (10-Nov-2006 to 23-Nov-2007)

Bartels Rotation 2365–2378 – Daily Averages  
Leakage Current – M1B – Ground Side  
(10–Nov–2006 thru 22–Nov–2007) (314/2006 thru 326/2007)




Jan Apr Jul Oct  
time (10–Nov–2006 to 23–Nov–2007)

Bartels Rotation 2365-2378 - Daily Averages  
Leakage Current - M1B - High Voltage Side  
(10-Nov-2006 thru 22-Nov-2007) (314/2006 thru 326/2007)




Jan Apr Jul Oct  
time (10-Nov-2006 to 23-Nov-2007)

Bartels Rotation 2365-2378 - Daily Averages  
Leakage Current - M2B - Ground Side  
(10-Nov-2006 thru 22-Nov-2007) (314/2006 thru 326/2007)



Jan Apr Jul Oct  
time (10-Nov-2006 to 23-Nov-2007)

Bartels Rotation 2365-2378 - Daily Averages  
Leakage Current - M2B - High Voltage Side  
(10-Nov-2006 thru 22-Nov-2007) (314/2006 thru 326/2007)



Jan Apr Jul Oct  
time (10-Nov-2006 to 23-Nov-2007)