



Bartels Rotation 2390 – Daily Averages  
Leakage Current – M1A – Ground Side  
(15-Sep-2008 thru 11-Oct-2008) (259/2008 thru 285/2008)




Bartels Rotation 2390 – Daily Averages  
Leakage Current – M1A – High Voltage Side  
(15-Sep-2008 thru 11-Oct-2008) (259/2008 thru 285/2008)




16 21 26 Oct 1 6 11  
time (15-Sep-2008 to 12-Oct-2008)

Bartels Rotation 2390 – Daily Averages  
Leakage Current – M2A – Ground Side  
(15-Sep-2008 thru 11-Oct-2008) (259/2008 thru 285/2008)




16 21 26 Oct 1 6 11  
time (15-Sep-2008 to 12-Oct-2008)

Bartels Rotation 2390 – Daily Averages  
Leakage Current – M2A – High Voltage Side  
(15-Sep-2008 thru 11-Oct-2008) (259/2008 thru 285/2008)




16 21 26 Oct 1 6 11  
time (15-Sep-2008 to 12-Oct-2008)

Bartels Rotation 2390 – Daily Averages  
Leakage Current – M1B – Ground Side  
(15-Sep-2008 thru 11-Oct-2008) (259/2008 thru 285/2008)




16 21 26 Oct 1 6 11  
time (15-Sep-2008 to 12-Oct-2008)

Bartels Rotation 2390 – Daily Averages  
Leakage Current – M1B – High Voltage Side  
(15-Sep-2008 thru 11-Oct-2008) (259/2008 thru 285/2008)



Bartels Rotation 2390 – Daily Averages  
Leakage Current – M2B – Ground Side  
(15-Sep-2008 thru 11-Oct-2008) (259/2008 thru 285/2008)



16 21 26 Oct 1 6 11  
time (15-Sep-2008 to 12-Oct-2008)

Bartels Rotation 2390 – Daily Averages  
Leakage Current – M2B – High Voltage Side  
(15-Sep-2008 thru 11-Oct-2008) (259/2008 thru 285/2008)

