



Bartels Rotation 2390 – Daily Averages
Leakage Current – M1A – Ground Side
(15-Sep-2008 thru 11-Oct-2008) (259/2008 thru 285/2008)



16 21 26 Oct 1 6 11
time (15-Sep-2008 to 12-Oct-2008)


Bartels Rotation 2390 – Daily Averages
 Leakage Current – M1A – High Voltage Side
 (15-Sep-2008 thru 11-Oct-2008) (259/2008 thru 285/2008)



16 21 26 Oct 1 6 11


time (15-Sep-2008 to 12-Oct-2008)

Bartels Rotation 2390 – Daily Averages
Leakage Current – M2A – Ground Side
(15-Sep-2008 thru 11-Oct-2008) (259/2008 thru 285/2008)




16 21 26 Oct 1 6 11
time (15-Sep-2008 to 12-Oct-2008)

Bartels Rotation 2390 – Daily Averages
 Leakage Current – M2A – High Voltage Side
 (15-Sep-2008 thru 11-Oct-2008) (259/2008 thru 285/2008)




16 21 26 Oct 1 6 11
 time (15-Sep-2008 to 12-Oct-2008)

Bartels Rotation 2390 – Daily Averages
 Leakage Current – M1B – Ground Side
 (15-Sep-2008 thru 11-Oct-2008) (259/2008 thru 285/2008)



16 21 26 Oct 1 6 11
 time (15-Sep-2008 to 12-Oct-2008)


Bartels Rotation 2390 – Daily Averages
 Leakage Current – M1B – High Voltage Side
 (15-Sep-2008 thru 11-Oct-2008) (259/2008 thru 285/2008)



16 21 26 Oct 1 6 11


time (15-Sep-2008 to 12-Oct-2008)

Bartels Rotation 2390 – Daily Averages
Leakage Current – M2B – Ground Side
(15-Sep-2008 thru 11-Oct-2008) (259/2008 thru 285/2008)



16 21 26 Oct 1 6 11
time (15-Sep-2008 to 12-Oct-2008)

Bartels Rotation 2390 – Daily Averages
Leakage Current – M2B – High Voltage Side
(15-Sep-2008 thru 11-Oct-2008) (259/2008 thru 285/2008)



16 21 26 Oct 1 6 11
time (15-Sep-2008 to 12-Oct-2008)