



Bartels Rotation 2393 – Daily Averages  
Leakage Current – M1A – Ground Side  
(05-Dec-2008 thru 31-Dec-2008) (340/2008 thru 366/2008)




6 11 16 21 26 Jan 1  
time (05-Dec-2008 to 01-Jan-2009)

Bartels Rotation 2393 – Daily Averages  
Leakage Current – M1A – High Voltage Side  
(05-Dec-2008 thru 31-Dec-2008) (340/2008 thru 366/2008)




Bartels Rotation 2393 – Daily Averages  
Leakage Current – M2A – Ground Side  
(05-Dec-2008 thru 31-Dec-2008) (340/2008 thru 366/2008)



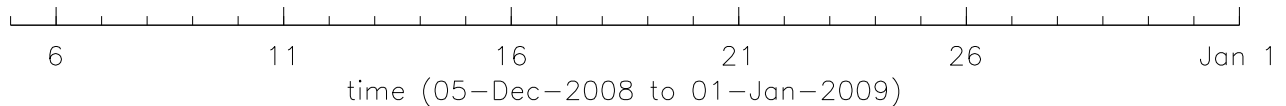

6 11 16 21 26 Jan 1  
time (05-Dec-2008 to 01-Jan-2009)

Bartels Rotation 2393 – Daily Averages  
Leakage Current – M2A – High Voltage Side  
(05-Dec-2008 thru 31-Dec-2008) (340/2008 thru 366/2008)

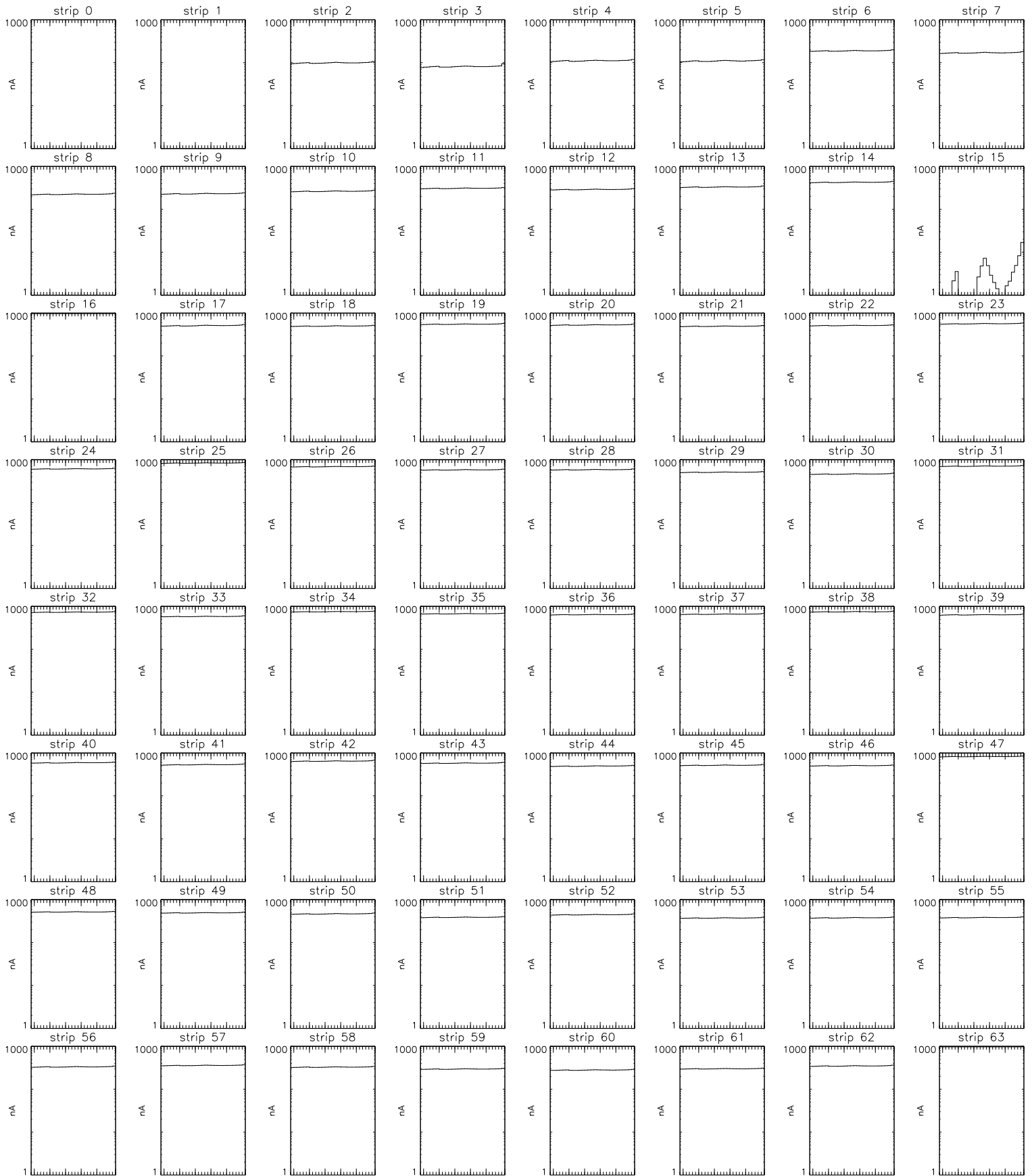


6 11 16 21 26 Jan 1  
time (05-Dec-2008 to 01-Jan-2009)

Bartels Rotation 2393 – Daily Averages  
Leakage Current – M1B – Ground Side  
(05-Dec-2008 thru 31-Dec-2008) (340/2008 thru 366/2008)

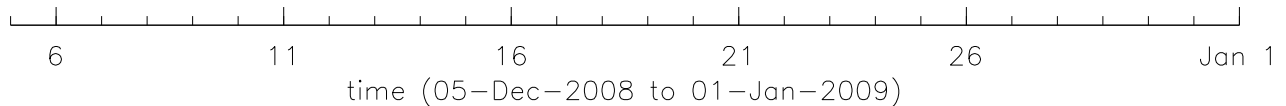



Bartels Rotation 2393 – Daily Averages  
Leakage Current – M1B – High Voltage Side  
(05-Dec-2008 thru 31-Dec-2008) (340/2008 thru 366/2008)




6 11 16 21 26 Jan 1  
time (05-Dec-2008 to 01-Jan-2009)

Bartels Rotation 2393 – Daily Averages  
Leakage Current – M2B – Ground Side  
(05-Dec-2008 thru 31-Dec-2008) (340/2008 thru 366/2008)



Bartels Rotation 2393 – Daily Averages  
Leakage Current – M2B – High Voltage Side  
(05-Dec-2008 thru 31-Dec-2008) (340/2008 thru 366/2008)



6 11 16 21 26 Jan 1  
time (05-Dec-2008 to 01-Jan-2009)