



Bartels Rotation 2382-2395 – Daily Averages
Leakage Current – M1A – Ground Side
(12-Feb-2008 thru 23-Feb-2009) (043/2008 thru 054/2009)




Apr Jul Oct Jan
time (12-Feb-2008 to 24-Feb-2009)

Bartels Rotation 2382-2395 – Daily Averages
Leakage Current – M1A – High Voltage Side
(12-Feb-2008 thru 23-Feb-2009) (043/2008 thru 054/2009)




Apr Jul Oct Jan
time (12-Feb-2008 to 24-Feb-2009)

Bartels Rotation 2382-2395 – Daily Averages
Leakage Current – M2A – Ground Side
(12-Feb-2008 thru 23-Feb-2009) (043/2008 thru 054/2009)




Apr Jul Oct Jan
time (12-Feb-2008 to 24-Feb-2009)

Bartels Rotation 2382-2395 - Daily Averages
Leakage Current - M2A - High Voltage Side
(12-Feb-2008 thru 23-Feb-2009) (043/2008 thru 054/2009)




Apr Jul Oct Jan
time (12-Feb-2008 to 24-Feb-2009)

Bartels Rotation 2382-2395 – Daily Averages
Leakage Current – M1B – Ground Side
(12-Feb-2008 thru 23-Feb-2009) (043/2008 thru 054/2009)




Apr Jul Oct Jan
time (12-Feb-2008 to 24-Feb-2009)

Bartels Rotation 2382-2395 – Daily Averages
Leakage Current – M1B – High Voltage Side
(12-Feb-2008 thru 23-Feb-2009) (043/2008 thru 054/2009)




Apr Jul Oct Jan
time (12-Feb-2008 to 24-Feb-2009)

Bartels Rotation 2382-2395 – Daily Averages
Leakage Current – M2B – Ground Side
(12-Feb-2008 thru 23-Feb-2009) (043/2008 thru 054/2009)



Apr Jul Oct Jan
time (12-Feb-2008 to 24-Feb-2009)

Bartels Rotation 2382-2395 – Daily Averages
Leakage Current – M2B – High Voltage Side
(12-Feb-2008 thru 23-Feb-2009) (043/2008 thru 054/2009)



Apr Jul Oct Jan
time (12-Feb-2008 to 24-Feb-2009)