



Bartels Rotation 2385-2398 – Daily Averages
Leakage Current – M1A – Ground Side
(03-May-2008 thru 15-May-2009) (124/2008 thru 135/2009)




Jul Oct Jan Apr
time (03-May-2008 to 16-May-2009)

Bartels Rotation 2385-2398 – Daily Averages
Leakage Current – M1A – High Voltage Side
(03-May-2008 thru 15-May-2009) (124/2008 thru 135/2009)




Jul Oct Jan Apr
time (03-May-2008 to 16-May-2009)

Bartels Rotation 2385-2398 – Daily Averages
Leakage Current – M2A – Ground Side
(03-May-2008 thru 15-May-2009) (124/2008 thru 135/2009)




Jul Oct Jan Apr
time (03-May-2008 to 16-May-2009)

Bartels Rotation 2385-2398 - Daily Averages
Leakage Current - M2A - High Voltage Side
(03-May-2008 thru 15-May-2009) (124/2008 thru 135/2009)




Jul Oct Jan Apr
time (03-May-2008 to 16-May-2009)

Bartels Rotation 2385-2398 – Daily Averages
Leakage Current – M1B – Ground Side
(03-May-2008 thru 15-May-2009) (124/2008 thru 135/2009)




Jul Oct Jan Apr
time (03-May-2008 to 16-May-2009)

Bartels Rotation 2385-2398 - Daily Averages
Leakage Current - M1B - High Voltage Side
(03-May-2008 thru 15-May-2009) (124/2008 thru 135/2009)




Jul Oct Jan Apr
time (03-May-2008 to 16-May-2009)

Bartels Rotation 2385-2398 – Daily Averages
Leakage Current – M2B – Ground Side
(03-May-2008 thru 15-May-2009) (124/2008 thru 135/2009)



Jul Oct Jan Apr
time (03-May-2008 to 16-May-2009)

Bartels Rotation 2385-2398 – Daily Averages
Leakage Current – M2B – High Voltage Side
(03-May-2008 thru 15-May-2009) (124/2008 thru 135/2009)



Jul Oct Jan Apr
time (03-May-2008 to 16-May-2009)