



Bartels Rotation 2400 – Daily Averages
Leakage Current – M1A – Ground Side
(12-Jun-2009 thru 08-Jul-2009) (163/2009 thru 189/2009)




16 21 26 Jul 1 6
time (12-Jun-2009 to 09-Jul-2009)

Bartels Rotation 2400 – Daily Averages
Leakage Current – M1A – High Voltage Side
(12-Jun-2009 thru 08-Jul-2009) (163/2009 thru 189/2009)




16 21 26 Jul 1 6
time (12-Jun-2009 to 09-Jul-2009)

Bartels Rotation 2400 – Daily Averages
Leakage Current – M2A – Ground Side
(12-Jun-2009 thru 08-Jul-2009) (163/2009 thru 189/2009)




16 21 26 Jul 1 6
time (12-Jun-2009 to 09-Jul-2009)

Bartels Rotation 2400 – Daily Averages
Leakage Current – M2A – High Voltage Side
(12-Jun-2009 thru 08-Jul-2009) (163/2009 thru 189/2009)




16 21 26 Jul 1 6
time (12-Jun-2009 to 09-Jul-2009)

Bartels Rotation 2400 – Daily Averages
Leakage Current – M1B – Ground Side
(12-Jun-2009 thru 08-Jul-2009) (163/2009 thru 189/2009)




16 21 26 Jul 1 6
time (12-Jun-2009 to 09-Jul-2009)

Bartels Rotation 2400 – Daily Averages
Leakage Current – M1B – High Voltage Side
(12-Jun-2009 thru 08-Jul-2009) (163/2009 thru 189/2009)



16 21 26 Jul 1 6
time (12-Jun-2009 to 09-Jul-2009)

Bartels Rotation 2400 – Daily Averages
Leakage Current – M2B – Ground Side
(12-Jun-2009 thru 08-Jul-2009) (163/2009 thru 189/2009)



16 21 26 Jul 1 6
time (12-Jun-2009 to 09-Jul-2009)

Bartels Rotation 2400 – Daily Averages
Leakage Current – M2B – High Voltage Side
(12-Jun-2009 thru 08-Jul-2009) (163/2009 thru 189/2009)

