



Bartels Rotation 2389-2402 – Daily Averages
Leakage Current – M1A – Ground Side
(19-Aug-2008 thru 31-Aug-2009) (232/2008 thru 243/2009)




Oct Jan Apr Jul
time (19-Aug-2008 to 01-Sep-2009)

Bartels Rotation 2389-2402 - Daily Averages
Leakage Current - M1A - High Voltage Side
(19-Aug-2008 thru 31-Aug-2009) (232/2008 thru 243/2009)




Oct Jan Apr Jul
time (19-Aug-2008 to 01-Sep-2009)

Bartels Rotation 2389-2402 - Daily Averages
Leakage Current - M2A - Ground Side
(19-Aug-2008 thru 31-Aug-2009) (232/2008 thru 243/2009)




Oct Jan Apr Jul
time (19-Aug-2008 to 01-Sep-2009)

Bartels Rotation 2389-2402 - Daily Averages
Leakage Current - M2A - High Voltage Side
(19-Aug-2008 thru 31-Aug-2009) (232/2008 thru 243/2009)




Oct Jan Apr Jul
time (19-Aug-2008 to 01-Sep-2009)

Bartels Rotation 2389-2402 – Daily Averages
Leakage Current – M1B – Ground Side
(19-Aug-2008 thru 31-Aug-2009) (232/2008 thru 243/2009)




Oct Jan Apr Jul
time (19-Aug-2008 to 01-Sep-2009)

Bartels Rotation 2389-2402 - Daily Averages
Leakage Current - M1B - High Voltage Side
(19-Aug-2008 thru 31-Aug-2009) (232/2008 thru 243/2009)




Oct Jan Apr Jul
time (19-Aug-2008 to 01-Sep-2009)

Bartels Rotation 2389-2402 – Daily Averages
Leakage Current – M2B – Ground Side
(19-Aug-2008 thru 31-Aug-2009) (232/2008 thru 243/2009)



Oct Jan Apr Jul
time (19-Aug-2008 to 01-Sep-2009)

Bartels Rotation 2389-2402 - Daily Averages
Leakage Current - M2B - High Voltage Side
(19-Aug-2008 thru 31-Aug-2009) (232/2008 thru 243/2009)



Oct Jan Apr Jul
time (19-Aug-2008 to 01-Sep-2009)