


Bartels Rotation 2390-2403 - Daily Averages  
Leakage Current - M1A - Ground Side  
(15-Sep-2008 thru 27-Sep-2009) (259/2008 thru 270/2009)



Oct


Jan

Apr

Jul

time (15-Sep-2008 to 28-Sep-2009)

Bartels Rotation 2390-2403 - Daily Averages  
Leakage Current - M1A - High Voltage Side  
(15-Sep-2008 thru 27-Sep-2009) (259/2008 thru 270/2009)



Oct


Jan

Apr

Jul

time (15-Sep-2008 to 28-Sep-2009)

Bartels Rotation 2390-2403 - Daily Averages  
Leakage Current - M2A - Ground Side  
(15-Sep-2008 thru 27-Sep-2009) (259/2008 thru 270/2009)



Oct


Jan

Apr

Jul

time (15-Sep-2008 to 28-Sep-2009)

Bartels Rotation 2390-2403 - Daily Averages  
Leakage Current - M2A - High Voltage Side  
(15-Sep-2008 thru 27-Sep-2009) (259/2008 thru 270/2009)



Oct


Jan

Apr

Jul

time (15-Sep-2008 to 28-Sep-2009)

Bartels Rotation 2390-2403 - Daily Averages  
Leakage Current - M1B - Ground Side  
(15-Sep-2008 thru 27-Sep-2009) (259/2008 thru 270/2009)



Oct


Jan

Apr

Jul

time (15-Sep-2008 to 28-Sep-2009)

Bartels Rotation 2390-2403 - Daily Averages  
Leakage Current - M1B - High Voltage Side  
(15-Sep-2008 thru 27-Sep-2009) (259/2008 thru 270/2009)



Oct


Jan

Apr

Jul

time (15-Sep-2008 to 28-Sep-2009)

Bartels Rotation 2390-2403 - Daily Averages  
Leakage Current - M2B - Ground Side  
(15-Sep-2008 thru 27-Sep-2009) (259/2008 thru 270/2009)



Oct


Jan

Apr

Jul

time (15-Sep-2008 to 28-Sep-2009)

Bartels Rotation 2390-2403 - Daily Averages  
Leakage Current - M2B - High Voltage Side  
(15-Sep-2008 thru 27-Sep-2009) (259/2008 thru 270/2009)



Oct

Jan

Apr

Jul

time (15-Sep-2008 to 28-Sep-2009)